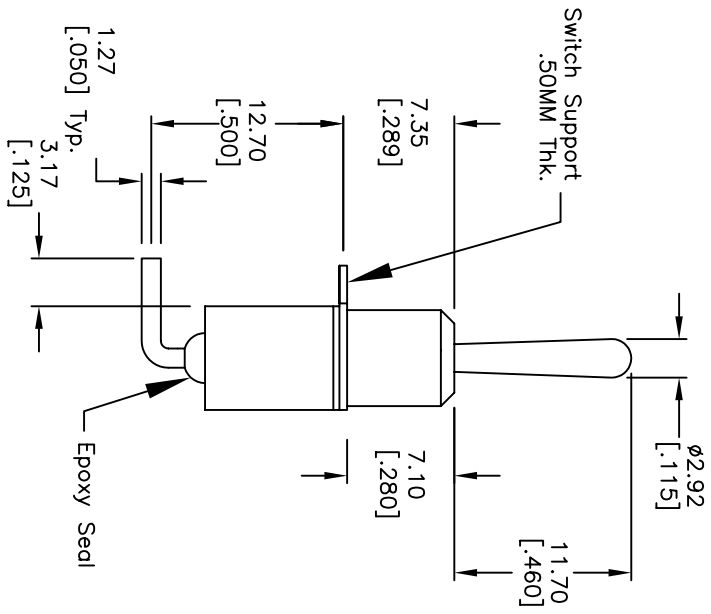
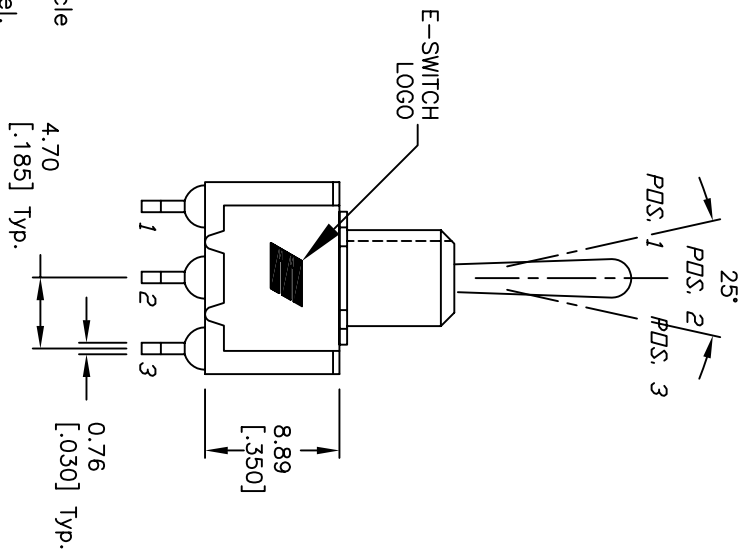
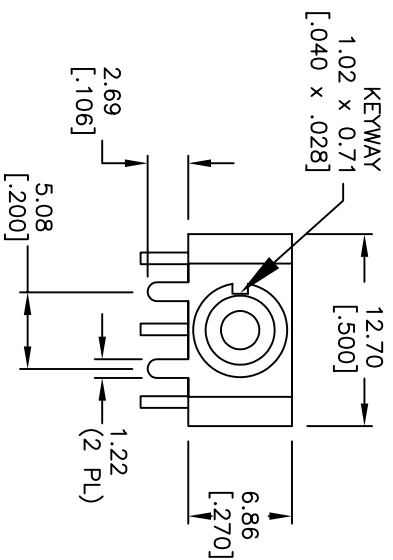


CIRCUIT: SPDT  
CONTACT CONFIGURATION

SWITCH FUNCTION		
PDS. 1	PDS. 2	PDS. 3
<DND>	DIFF	<DND>
2-3	OPEN	2-1

NOTES: ( )=Momentary

1. ALL DIMENSIONS IN MM [INCH]
2. GENERAL TOLERANCE: X.X=±0.4  
X.XX=±0.25
3. TERM. NOS. FOR REF. ONLY
4. RATING: 5A @120VAC or 28VDC:  
2A @250VAC
5. FIXED TERM. MOVING CONTACT:
6. ELECTRICAL LIFE: 40,000 make-and-break cycle  
at full load.
7. DIELECTRIC STRENGTH: 1,000 V RMS @sea level.
8. OPERATING TEMP.: -30°C to 85°C
9. ▲ DESIGNATE MAJOR FEATURE:
10. 2002/95/EC (ROHS) COMPLIANT



REV.	ECN No.	DESCRIPTION	DATE	CHKD
D	17292	FIXED ACT DIM AND NOTE 10,6	5/15/07	TN
C	14267	CORRECTED RATINGS	8/26/04	CJB
B	11520	REVISED AND REDRAWN	5/3/02	CJB

THE INFORMATION CONTAINED IN THIS DOCUMENT IS PROPRIETARY TO E-SWITCH AND IS NOT TO BE COPIED OR TRANSMITTED		SCALE	DATE	DR	DWG	REV
		2:1	5/15/07	TN	T114023	D
TITLE		100SP4T1B4M6QE				
		E-SWITCH™				