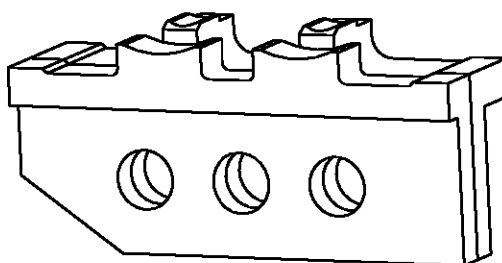
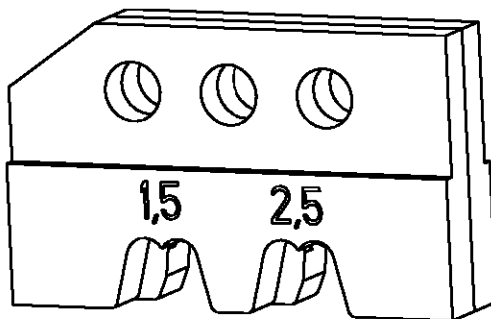


LOC	DIST	REVISIONS					
A1	-	P	LTR	DESCRIPTION	DATE	DWN	APVD

Kontakt Contact	DGB (mm ²) Wire Range	Drahtcrimp/Wirecrimp		Isocrimp	Iso.-∅ Ins. Range	Betriebsanl. Instr. Sheet
		Hoehe/Height	Breite/Width	Breite/Width		
926900 / 926901	1.5	1.55	2.54	3.70	2.7-3.0	411-18211
	2.5	1.85		3.90	3.3-3.7	



539747-2	1	1-539787-5	locator ass.	Positioniereinheit	A
	1	1-519151-3	screw M4x25	Schraube M4x25	A
	1	0-519151-9	screw M4x10	Schraube M4x10	A
	1	0-519024-2	hex nut M4	Mutter M4 DIN 985	A
	QTY Stck	PN	Description	Benennung	REV


19

RELEASED FOR PUBLICATION

THIS DRAWING IS UNPUBLISHED.

BY TYCO ELECTRONICS CORPORATION. ALL RIGHTS RESERVED.

© COPYRIGHT 19

DIMENSIONS: mm-DIN 7168-m	DWN	25SEP2000	MATERIAL	-	FINISH	-
	CHK	25SEP2000	 tyco Electronics AMP GmbH D - 64625 Bensheim			
TOLERANCES UNLESS OTHERWISE SPECIFIED:	U.Reuter					
0 PLC ±	APVD -		NAME ERGOCRIMP Die Set for Universal MATE-N-LOK			
1 PLC ±	PRODUCT SPEC -					
2 PLC ±	APPLICATION SPEC -		SIZE	CAGE CODE	DRAWING NO	RESTRICTED TO
3 PLC ±	WEIGHT -		A 4	00779	©=539747-2	-
4 PLC ±	CUSTOMER DRAWING		SCALE	2:1	SHEET 1 OF 1	REV B
ANGLES ±	