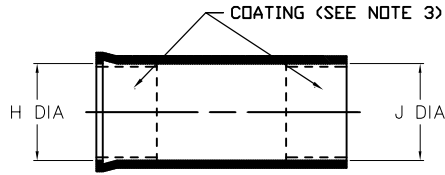
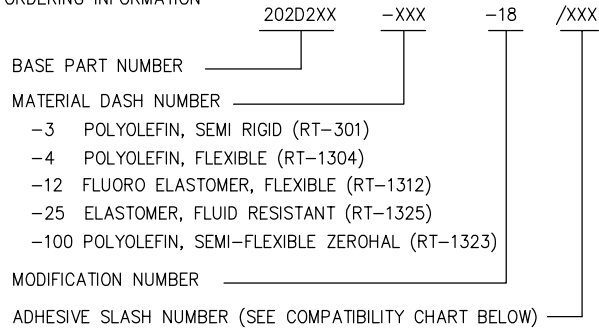


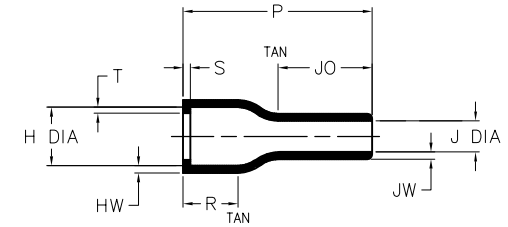
NOTES

- ALL DIMENSIONS ARE IN $\frac{\text{INCHES}}{\text{[MILLIMETERS]}}$
- DIMENSIONS APPEARING IN TABLE ARE AS FOLLOWS:
 - a - AS SUPPLIED
 - b - AFTER UNRESTRICTED RECOVERY
- COATING (ADHESIVE): IS OPTIONAL AS SUPPLIED DIMENSIONS APPEARING IN TABLE ARE FOR UNCOATED PARTS. WHEN COATING IS ADDED, ENTRY DIAMETER WILL BE REDUCED BY .06 MAX.

4. ORDERING INFORMATION



AS SUPPLIED



AFTER UNRESTRICTED RECOVERY

TABLE OF DIMENSIONS

PART DESCRIPTION	H		J			P	JO	R	S	T	HW	JW
	MIN	MAX	MIN	MIN	MAX	±10%	±10%	REF	REF	REF	±20%	±20%
	a	b	-3,-4,-25 a	-12,-100 a	b	b	b	b	b	b	b	b
202D211-X-18	.88 [22,4]	.45 [11,4]	.88 [22,4]	.55 [14,0]	.25 [6,4]	1.75 [44,4]	3.40 [86,4]	.46 [11,7]	.12 [3,0]	.04 [1,0]	.06 [1,52]	.045 [1,14]
202D221-X-18	1.01 [25,7]	.59 [15,0]	1.01 [25,7]	.63 [16,0]	.29 [7,4]	2.00 [50,8]	3.88 [98,6]	.48 [12,2]	.12 [3,0]	.04 [1,0]	.06 [1,52]	.045 [1,14]
202D232-X-18	1.16 [29,5]	.74 [18,8]	1.16 [29,5]	.72 [18,3]	.33 [8,4]	2.30 [58,4]	4.44 [112,8]	.48 [12,2]	.12 [3,0]	.04 [1,0]	.07 [1,78]	.045 [1,14]
202D242-X-18	1.34 [34,0]	.90 [22,9]	1.34 [34,0]	.84 [21,3]	.38 [9,7]	2.50 [63,5]	5.15 [130,8]	.48 [12,2]	.12 [3,0]	.04 [1,0]	.07 [1,78]	.045 [1,14]
202D253-X-18	1.47 [37,3]	1.16 [29,5]	1.47 [37,3]	.91 [23,1]	.41 [10,4]	2.80 [71,1]	5.60 [142,2]	.55 [14,0]	.12 [3,0]	.065 [1,65]	.08 [2,0]	.045 [1,14]
202D263-X-18	1.72 [43,7]	1.34 [34,0]	1.72 [43,7]	1.07 [27,2]	.48 [12,2]	3.30 [83,8]	6.42 [163,1]	.60 [15,2]	.12 [3,0]	.065 [1,65]	.08 [2,0]	.045 [1,14]
202D274-X-18	1.97 [50,0]	1.62 [41,2]	1.97 [50,0]	1.24 [31,5]	.56 [14,2]	3.65 [92,7]	6.21 [157,7]	.60 [15,2]	.12 [3,0]	.065 [1,65]	.09 [2,3]	.055 [1,40]
202D285-X-18	2.47 [62,7]	1.85 [47,0]	2.47 [62,7]	1.54 [39,1]	.69 [17,5]	3.75 [95,2]	6.03 [153,2]	.63 [16,0]	.12 [3,0]	.08 [2,0]	.10 [2,5]	.055 [1,40]
202D296-X-18	2.73 [69,3]	2.35 [59,7]	2.73 [69,3]	1.70 [43,2]	.77 [19,6]	4.00 [101,6]	5.64 [143,3]	.63 [16,0]	.12 [3,0]	.08 [2,0]	.10 [2,5]	.055 [1,40]
202D299-X-18	3.22 [81,8]	2.64 [67,1]	3.22 [81,8]	2.01 [51,1]	.90 [22,9]	4.25 [107,9]	5.45 [138,4]	.63 [16,0]	.12 [3,0]	.08 [2,0]	.10 [2,5]	.055 [1,40]

If this document is printed it becomes uncontrolled. Check for the latest revision

COMPATIBILITY CHART

MATERIAL DASH NO.	ADHESIVE (COATING) SLASH NO.	ADHESIVE (COATING) S NO.
-3	/42; /86; /180	S-1017; S-1048; S1030
-4	/42; /86; /180	S-1017; S-1048; S1030
-12	N/A	N/A
-25	/42; /86; /225	S-1017; S-1048
-100	/86	S-1048

UNLESS OTHERWISE SPECIFIED DIMENSIONS ARE INCHES. METRIC DIMENSIONS ARE IN BRACKETS.

DECIMAL TOLERANCES
 .XXX ± 0.005 [0.13 mm]
 .XX ± 0.01 [0.25 mm]
 .X ± 0.1 [0.50 mm]
 ANGLE TOLERANCE
 .X ± 1 DEG.

TYCO ELECTRONICS RESERVES THE RIGHT TO AMEND THIS DRAWING AT ANY TIME. USERS SHOULD EVALUATE THE SUITABILITY OF THE PRODUCT FOR THEIR APPLICATION.

© 2002-2008 Tyco Electronics Corporation. All rights reserved.

DRAWN
YUNGUEN
RPN

APPROVED
J. KUSTER

THIRD ANGLE
PROJECTION

Tyco Electronics
 Raychem Molded Parts
 305 Constitution Dr
 Menlo Park, CA 94025

TITLE
BOOT, STRAIGHT, WITH LIP

SIZE
B
 CODE IDENT. NO.
06090
 DWG. NO.
202D2XX-X-18

DO NOT SCALE THIS DRAWING
 SHEET 1 OF 1

CUSTOMER DRAWING