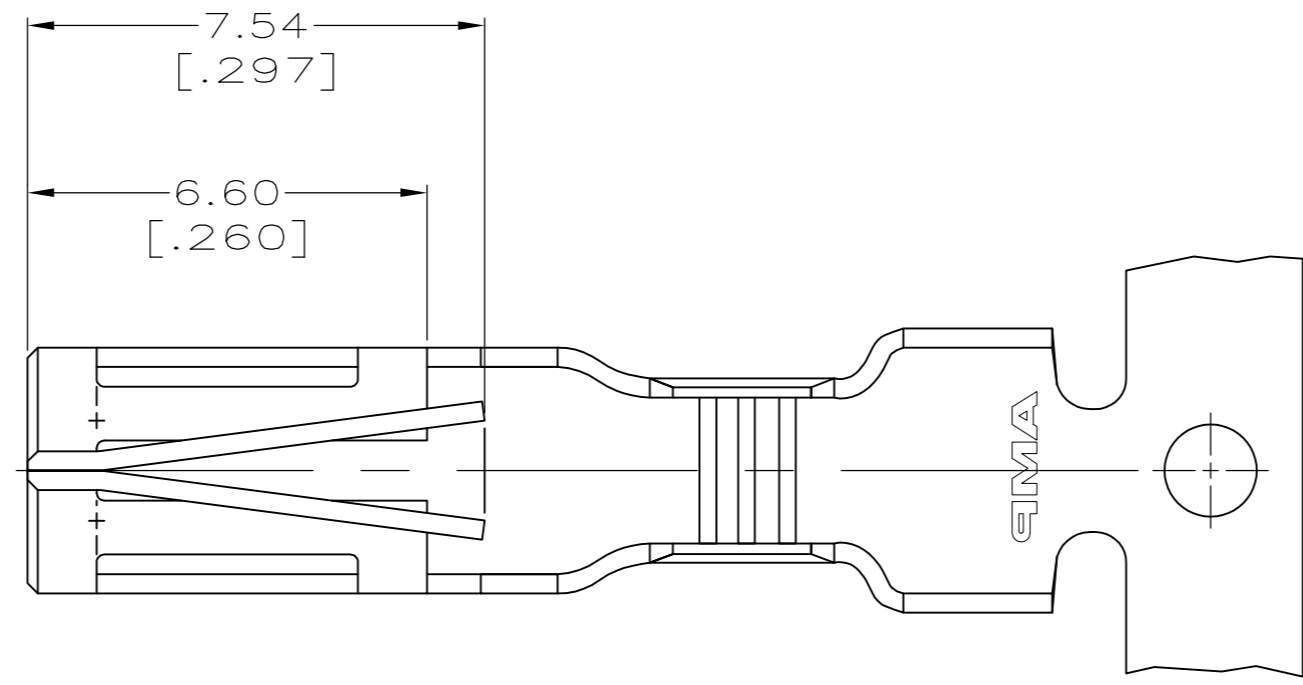
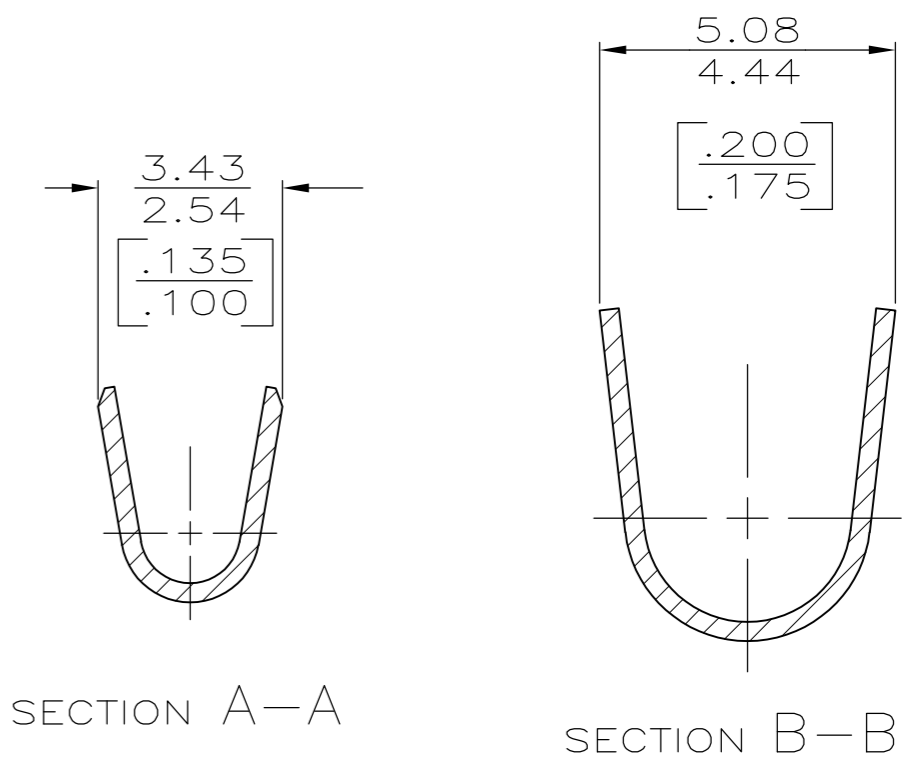
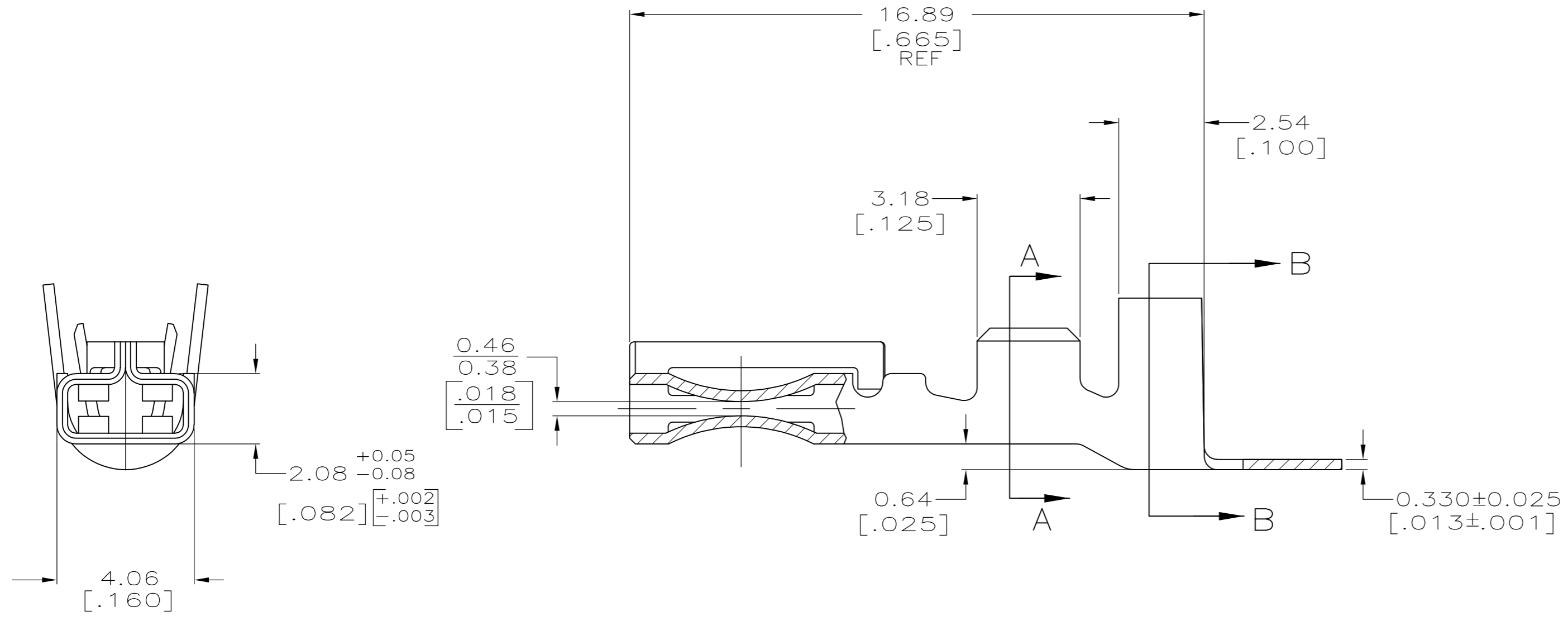


THIS DRAWING IS UNPUBLISHED. RELEASED FOR PUBLICATION
 © COPYRIGHT - By - ALL RIGHTS RESERVED.

LOC		DIST		REVISIONS			
P	LTR	DESCRIPTION		DATE	DWN	APVD	
AF	50	E5		REVISED PER ECR-12-006905	17APR12	KH	GJ



- 1 CONTINUOUS STRIP ON REEL.
- 2 WIRE SIZE: 0.8-2.0mm²[#18-#14AWG]SINGLE WIRE. ALSO CONNECTS 2 WIRES (2X#20 AWG, 2x#18 AWG OR 1x#16 PLUS 1X#18 AWG).
- 3 INSULATION RANGE: 2.16-3.30 [.085-.130] FOR SINGLE WIRE. CONSULT APPLICATION SPECIFICATION FOR 2 WIRE COMBINATIONS.
- 4 PRELIMINARY - NOT FOR PRODUCTION.
- 5 LUBRICATION NEEDS TO BE APPLIED DURING TERMINATION.
- 6 TERMINAL IS SUPPLIED LUBRICATED TO AID TERMINATION.



6	POST PLATED TIN	H06 BRASS	4	1217039-4
5	PRE-PLATED TIN	H06 COPPER ALLOY	4	1217039-3
5	POST PLATED NICKEL	H08 COPPER ALLOY	4	1217039-2
5	POST PLATED TIN	H06 BRASS		1217039-1
LUBRICATION		FINISH	MATERIAL	PART NUMBER

THIS DRAWING IS A CONTROLLED DOCUMENT.

DWN	05/DEC/97	PHILLIP M. FORTNEY	
CHK	05/DEC/97	JEFF R. RUTH	
APVD	05/DEC/97	DON DECKER	
PRODUCT SPEC		108-1271-1	
APPLICATION SPEC		114-49003	SIZE: A2 CAGE CODE: 00779 DRAWING NO: 1217039 RESTRICTED TO: -
MATERIAL	FINISH	WEIGHT	SCALE: 8:1
SEE TABLE	SEE TABLE	-	SHEET: 1 of 1
CUSTOMER DRAWING			REV: E5