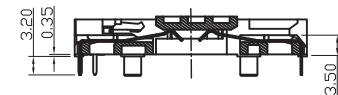
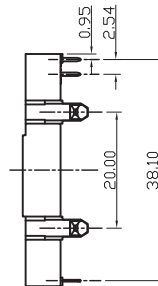
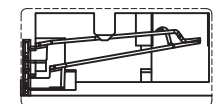


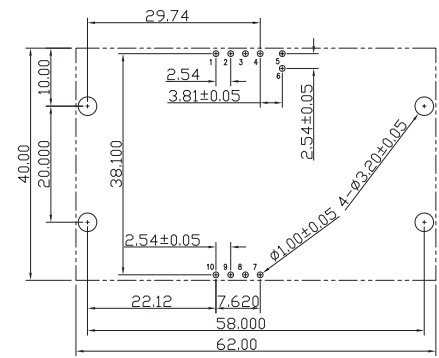
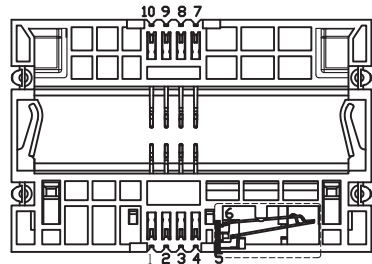
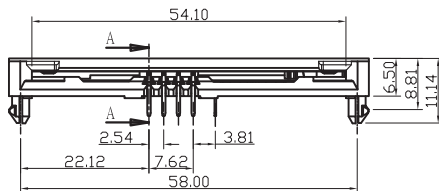
THE LENGTH AFTER INSERT CARD



SEC A-A



Close Type



RECOMMENDED P.C.B. LAYOUT  
P.C.B THICKNESS=1.60mm

TECHNICAL CHARACTERISTICS

MATERIAL  
INSULATOR: PBT  
FLAMABILITY RATING: UL94-V0  
COLOR: BLACK  
CONTACT MATERIAL: COPPER ALLOY  
CONTACT TYPE: STAMPED  
CONTACT PLATING: SELECTIVE GOLD  
LATCH: STAINLESS STEEL  
QUALITY CLASS: 100000 MATING CYCLES

ENVIRONMENTAL  
OPERATING TEMPERATURE: -40 UP TO 85°C  
COMPLIANCE: LEAD FREE AND ROHS

ELECTRICAL  
CURRENT RATING: 1A  
WORKING VOLTAGE: 50VDC  
INSULATOR RESISTANCE: >1000 MOHM  
DIELECTRIC WITHSTANDING VOLTAGE:  
750VAC FOR DATA CONTACTS  
250VAC FOR SWITCH CONTACTS  
CONTACT RESISTANCE: 100 mOHM MAX

SOLDERING  
WAVE PROCESS ONLY

PACKAGING  
TRAY

RoHS Compliant			
G			
F			
E			
D			
C			
B	21-JAN-13	REF ON P2	QL
A	08-JUL-12	PDF	GG
REV	DATE	FILE	BY



GENERAL TOLERANCE  
.X = +/- 0.2  
.XX = +/- 0.15



APPROVAL: RJ

UNIT: MM  
SCALE:  
SHEET: 1/2  
DRAW: VICKY

DESCRIPTION: WR-CRD Smart Card\_Standard Header  
WERI PART NO: 693 030 010 810

SIZE  
**A4**

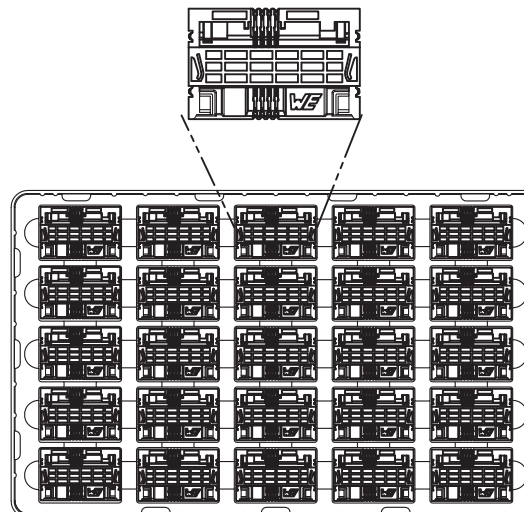
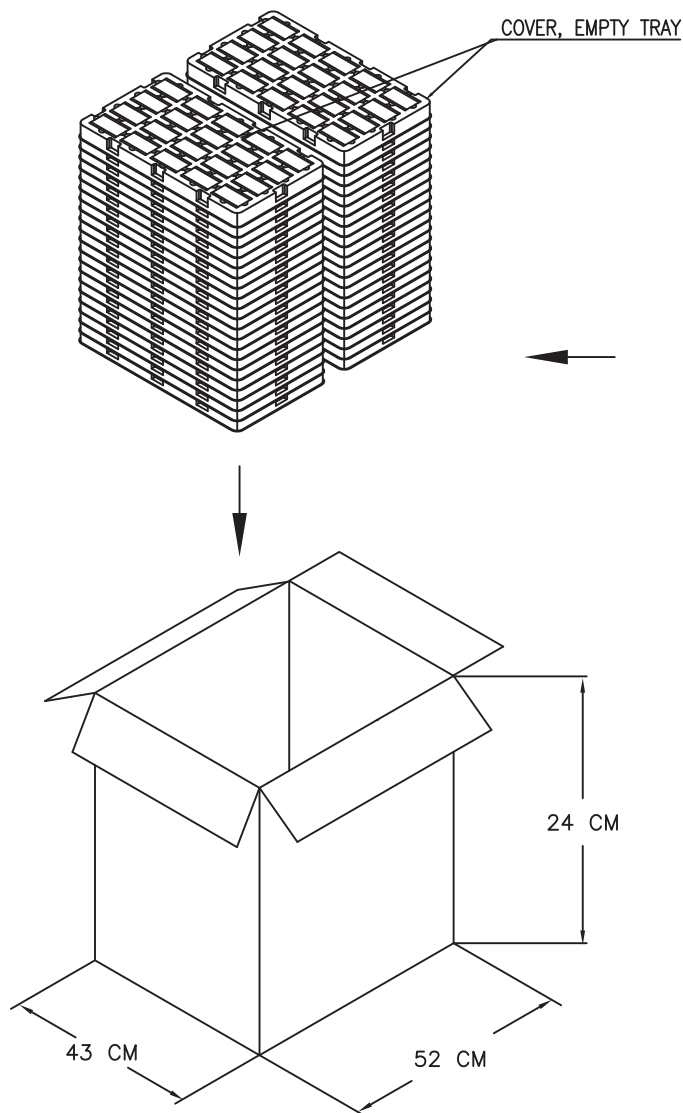
1

2

3

4

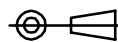
5



TY PART NO.	52008-XXXW1X0G
DESCRIPTION	SMART CARD CONNECTOR
PCS/TRAY	25
TRAY/BOX	38+2(空盤)
TOTAL (PCS)	950
CTN SIZE	52X43X24 CM
TRAY MATERIAL	PS, WHITE
NW	8.5 KG
GW	11.8 KG

RoHS Compliant

PROJECTION:



GENERAL TOLERANCE

.X =  $\pm 0.2$ .XX =  $\pm 0.15$ 

APPROVAL: RJ

UNIT: MM

SCALE:

SHEET: 2/2

DRAW: VICKY

DESCRIPTION: SIM Card Connector - Header - 6 pins

WERI PART NO: 693 030 010 810

SIZE

**A4**

REV

DATE

FILE

BY