

FG24X7R1E335KRT00



Application

Commercial Grade

Series

FG24



Dimensions

- L 4.5mm Max.
- W 5.5mm Max.
- T 3mm Max.
- F 5mm +/-1mm
- d 0.5mm +0.1,-0.03mm
- l 7mm +/-2mm

Temperature Characteristic

-55 to 125°C +/-15%

Rated Voltage

25Vdc

Capacitance

3.3uF

Capacitance Tolerance

+/-10%

Dissipation Factor

7.5% Max.

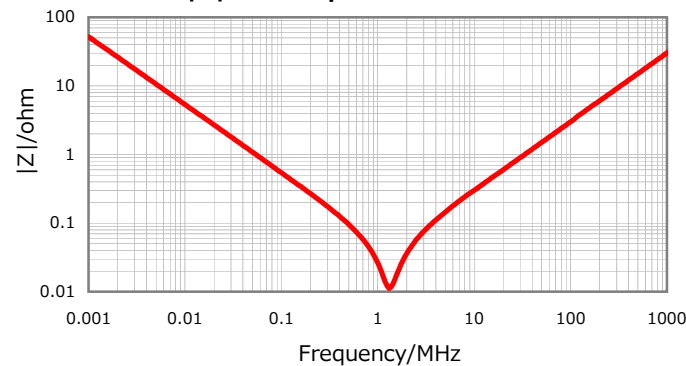
Insulation Resistance

151Mohm Min.

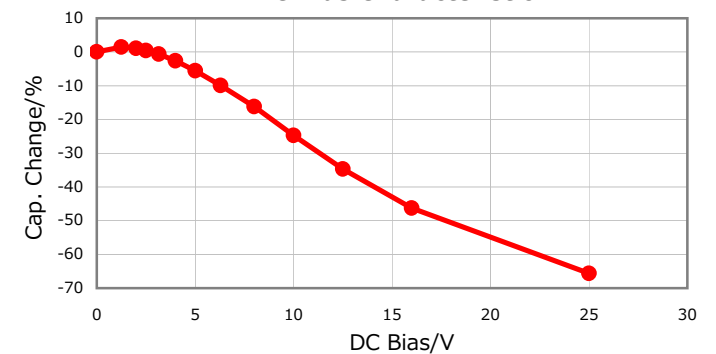
AEC-Q200

No

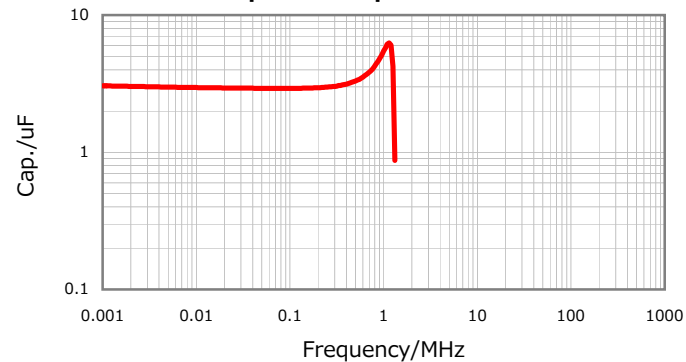
|Z| vs. Freq. Characteristic



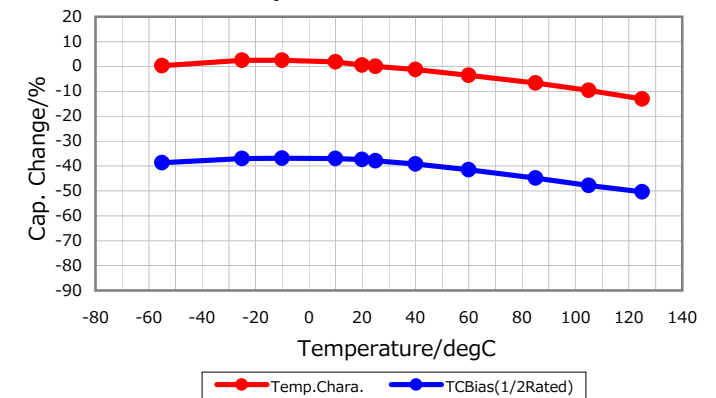
DC Bias Characteristic



Cap. vs. Freq. Characteristic



Temperature Characteristics



Characterization Sheet (MLCC with Dipped Radial Lead)



All specifications are subject to change without notice.

December 28, 2015