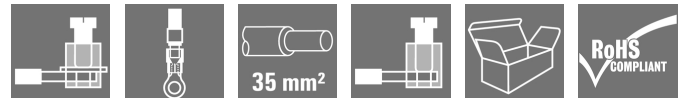


## OMNIMATE Power - series WGK WGK 25 VP/Z GY BX

**Weidmüller Interface GmbH & Co. KG**  
Klingenbergstraße 16  
D-32758 Detmold  
Germany  
Fon: +49 5231 14-0  
Fax: +49 5231 14-292083  
www.weidmueller.com



The WGK finger-proof-insulated enclosures are especially suitable as industrial electronic enclosures for frequency converters, power supplies or filter components which offer a convenient and reliable form of connection internally and externally. To match the wire guides to the installation requirements in the best possible way, Weidmüller offers two versions with horizontal (WGK) and vertical (WGKV) outlet directions.

### General ordering data

Type	WGK 25 VP/Z GY BX
Order No.	<a href="#">2444730000</a>
Version	OMNIMATE Power - series WGK, Feedthrough terminal, Rated cross-section: 25 mm <sup>2</sup> , Wemid (PA)
GTIN (EAN)	4050118487831
Qty.	50 pc(s).
Product data	IEC: 690 V / 101 A / 6 - 35 mm <sup>2</sup> UL: 600 V / 100 A / AWG 10 - AWG 3
Packaging	Box

**OMNIMATE Power - series WGK  
WGK 25 VP/Z GY BX**

**Weidmüller Interface GmbH & Co. KG**  
Klingenbergstraße 16  
D-32758 Detmold  
Germany  
Fon: +49 5231 14-0  
Fax: +49 5231 14-292083  
www.weidmueller.com

**Technical data**
**Dimensions and weights**

Net weight 48.08 g

**System parameters**

Product family	OMNIMATE Power - series WGK	Wire connection method	Cable lug: ring cable / spade lug
Conductor outlet direction	180°	Fitted by customer	Yes
Screwdriver blade	1.2 x 6.5	Tightening torque, min.	4 Nm
Tightening torque, max.	4.5 Nm	Clamping screw	M 6
Stripping length	18 mm	Touch-safe protection acc. to DIN VDE 0470	IP 20

**Material data**

Insulating material	Wemid (PA)	Colour	Grey
Colour chart (similar)	RAL 7035	UL 94 flammability rating	V-0
Contact material	E-Cu	Contact surface	tinned
Storage temperature, min.	-25 °C	Storage temperature, max.	55 °C
Max. relative humidity during storage	80 %	Operating temperature, min.	-50 °C
Operating temperature, max.	120 °C	Temperature range, installation, min.	-25 °C
Temperature range, installation, max.	120 °C		

**Conductors suitable for connection**

Clamping range, min.	4 mm <sup>2</sup>	Clamping range, max.	35 mm <sup>2</sup>
Wire connection cross section AWG, min.	AWG 10	Wire connection cross section AWG, max.	AWG 3
Solid, min. H05(07) V-U	6 mm <sup>2</sup>	Solid, max. H05(07) V-U	16 mm <sup>2</sup>
Stranded, min. H07V-R	10 mm <sup>2</sup>	Stranded, max. H07V-R	35 mm <sup>2</sup>
Flexible, min. H05(07) V-K	6 mm <sup>2</sup>	Flexible, max. H05(07) V-K	16 mm <sup>2</sup>
w. wire end ferrule, DIN 46228 pt 1, min.	4 mm <sup>2</sup>	w. wire end ferrule, DIN 46228 pt 1, max.	25 mm <sup>2</sup>

**Rated data acc. to IEC**

tested acc. to standard	IEC 60664-1, IEC 61984	Rated current, min. no. of poles (Tu=20°C)	101 A
Rated current, max. no. of poles (Tu=20°C)	101 A	Rated voltage for surge voltage class / pollution degree III/3	690 V
Rated impulse voltage for surge voltage class/ contamination degree III/3	6 kV		

**Rated data acc. to CSA**

Rated voltage (Use group B)	600 V	Rated voltage (Use group C)	600 V
Rated current (use group B)	100 A	Rated current (use group C)	100 A
Wire cross-section, AWG, min.	AWG 10	Wire cross-section, AWG, max.	AWG 3

**Data sheet**

**OMNIMATE Power - series WGK  
WGK 25 VP/Z GY BX**

**Weidmüller Interface GmbH & Co. KG**  
Klingenbergstraße 16  
D-32758 Detmold  
Germany  
Fon: +49 5231 14-0  
Fax: +49 5231 14-292083  
www.weidmueller.com

**Technical data**

**Rated data acc. to UL 1059**

Institute (cURus)



Certificate No. (cURus)

E60693

Rated voltage (use group B)	600 V	Rated voltage (use group C)	600 V
Rated current (use group B)	100 A	Rated current (use group C)	100 A
Wire cross-section, AWG, min.	AWG 10	Wire cross-section, AWG, max.	AWG 3
Reference to approval values	Specifications are maximum values, details - see approval certificate.		

**Classifications**

ETIM 6.0	EC001283	eClass 6.2	27-14-11-34
eClass 9.1	27-14-11-34		

**Notes**

Notes

- Clearance and creepage distances to other components must be devised in accordance with the relevant application standard. This can be achieved in the device by full encapsulation or by the use of additional spacer plates.
- Rated data refer only to the component itself. Clearance and creepage distances to other components are to be designed in accordance with the relevant application standards.
- Colours: SW = black; GN/YL = green/yellow; GY = grey
- Additional colours on request
- WGK: Rated voltage plastic walls: 1 - 6 mm = 800 V; metal walls: 1 - 4 mm = 800 V; metal walls: 4 - 6 mm = 690 V
- WGKV: Rated voltage plastic walls: 1 - 6 mm = 800 V; metal walls: 1 - 4 mm = 800 V; metal walls: 4 - 6 mm = 690 V
- WGK...VP: Rated voltage plastic walls: 1 - 6 mm = 800 V; metal walls: 1 - 2.5 mm = 800 V; metal walls: 2.5 - 4 mm = 690 V; metal walls: 4 - 6 mm = 500 V

**Approvals**

Approvals



ROHS Conform

**OMNIMATE Power - series WGK  
WGK 25 VP/Z GY BX**

**Weidmüller Interface GmbH & Co. KG**  
Klingenbergstraße 16  
D-32758 Detmold  
Germany  
Fon: +49 5231 14-0  
Fax: +49 5231 14-292083  
www.weidmueller.com

**Technical data****Downloads**

---

Approval/Certificate/Document of Conformity	<a href="#">Declaration of the Manufacturer</a>
Brochure/Catalogue	<a href="#">FL DRIVES EN</a> <a href="#">MB DEVICE MANUF. EN</a> <a href="#">FL DRIVES DE</a> <a href="#">FL_BASE_STATION_EN</a> <a href="#">FL ELEVATOR EN</a> <a href="#">FL POWER SUPPLY EN</a> <a href="#">FL 72H SAMPLE SER EN</a> <a href="#">PO OMNIMATE EN</a>

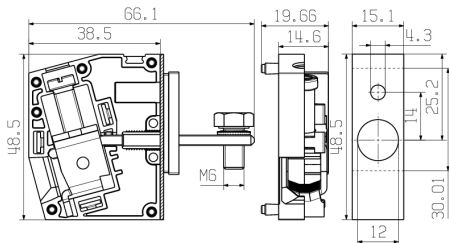
---

**OMNIMATE Power - series WGK  
WGK 25 VP/Z GY BX**

**Weidmüller Interface GmbH & Co. KG**  
Klingenbergstraße 16  
D-32758 Detmold  
Germany  
Fon: +49 5231 14-0  
Fax: +49 5231 14-292083  
www.weidmueller.com

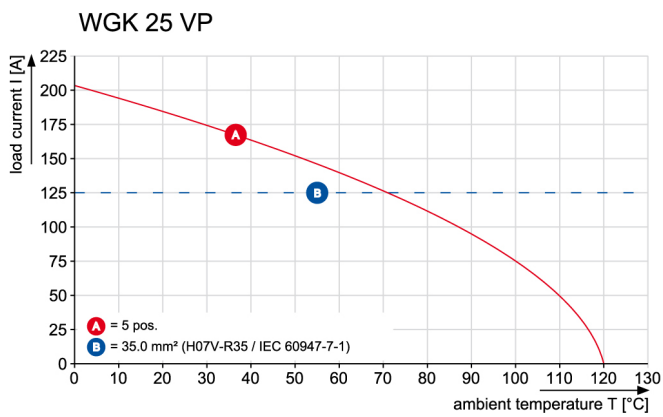
**Drawings**

**Dimensional drawing**



WGK 25 VP/Z...

**Graph**



**Graph**

