

CM5160
SILICON
PNP RF TRANSISTOR



TO-39 CASE



www.centrasemi.com

DESCRIPTION:

The CENTRAL SEMICONDUCTOR CM5160 is a silicon PNP RF transistor, mounted in a hermetically sealed package, designed for high frequency amplifier and non-saturated switching applications. This device is a replacement for the 2N5160.

MARKING: FULL PART NUMBER

MAXIMUM RATINGS: ($T_A=25^\circ\text{C}$ unless otherwise noted)

	SYMBOL		UNITS
Collector-Base Voltage	V_{CBO}	60	V
Collector-Emitter Voltage	V_{CEO}	40	V
Emitter-Base Voltage	V_{EBO}	4.0	V
Continuous Collector Current	I_C	0.4	A
Power Dissipation	P_D	1.0	W
Power Dissipation ($T_C=25^\circ\text{C}$)	P_D	5.0	W
Operating and Storage Junction Temperature	T_J, T_{stg}	-65 to +200	$^\circ\text{C}$
Thermal Resistance	θ_{JA}	175	$^\circ\text{C}/\text{W}$
Thermal Resistance	θ_{JC}	35	$^\circ\text{C}/\text{W}$

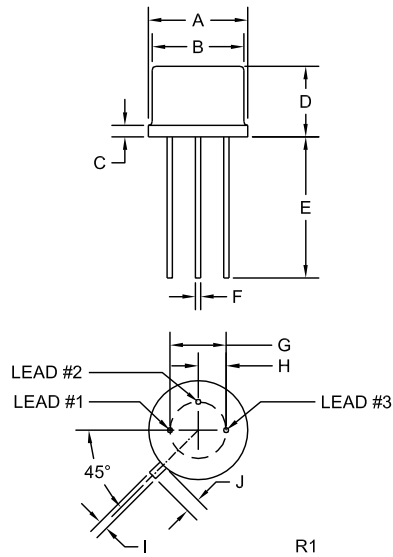
ELECTRICAL CHARACTERISTICS: ($T_A=25^\circ\text{C}$ unless otherwise noted)

SYMBOL	TEST CONDITIONS	MIN	MAX	UNITS
I_{CBO}	$V_{CB}=28\text{V}$		1.0	μA
I_{CES}	$V_{CE}=60\text{V}$		100	μA
I_{CEO}	$V_{CE}=28\text{V}$		20	μA
BV_{CEO}	$I_C=5.0\text{mA}$	40		V
BV_{EBO}	$I_E=100\mu\text{A}$	4.0		V
h_{FE}	$V_{CE}=5.0\text{V}, I_C=50\text{mA}$	10		
f_T	$V_{CE}=15\text{V}, I_C=50\text{mA}, f=200\text{MHz}$	500		MHz
C_{cb}	$V_{CB}=28\text{V}, I_E=0, f=0.1$ to 1.0MHz		4.0	pF

CM5160
SILICON
PNP RF TRANSISTOR



TO-39 CASE - MECHANICAL OUTLINE



SYMBOL	DIMENSIONS			
	INCHES		MILLIMETERS	
	MIN	MAX	MIN	MAX
A (DIA)	0.335	0.370	8.51	9.40
B (DIA)	0.315	0.335	8.00	8.51
C	-	0.040	-	1.02
D	0.240	0.260	6.10	6.60
E	0.500	-	12.70	-
F (DIA)	0.016	0.021	0.41	0.53
G (DIA)	0.200		5.08	
H	0.100		2.54	
I	0.028	0.034	0.71	0.86
J	0.029	0.045	0.74	1.14

TO-39 (REV: R1)

LEAD CODE:

- 1) Emitter
- 2) Base
- 3) Collector

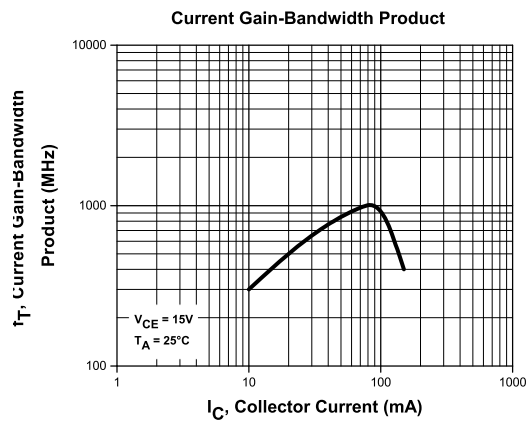
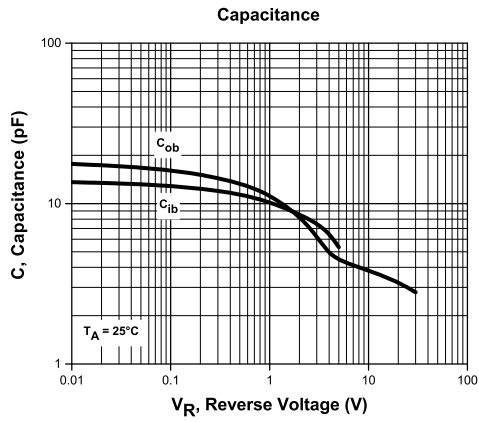
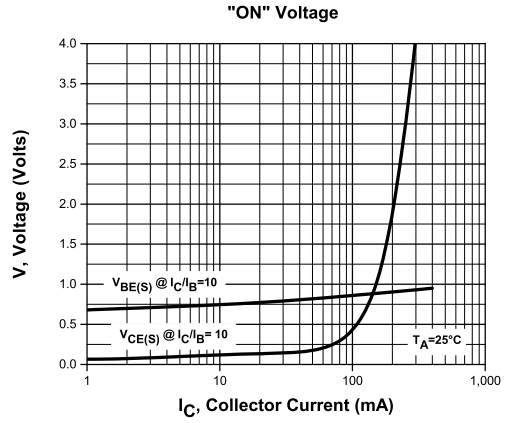
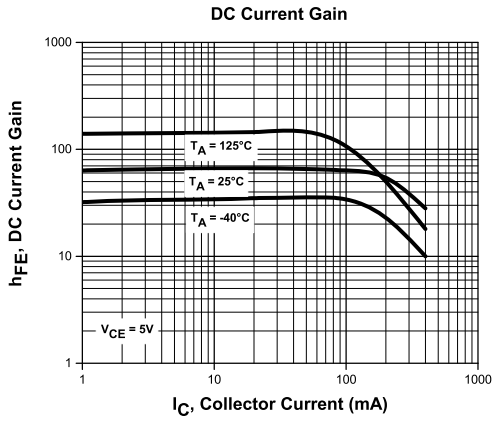
MARKING: FULL PART NUMBER

R2 (25-July 2016)

CM5160
SILICON
PNP RF TRANSISTOR



TYPICAL ELECTRICAL CHARACTERISTICS

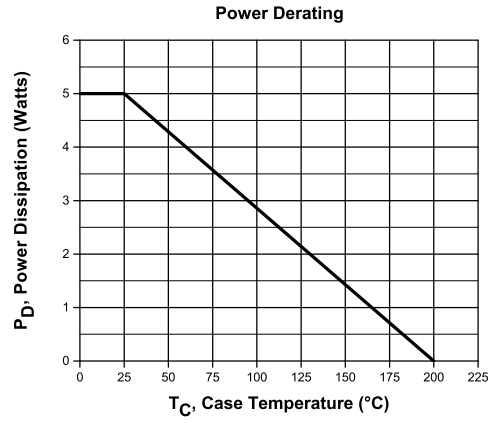
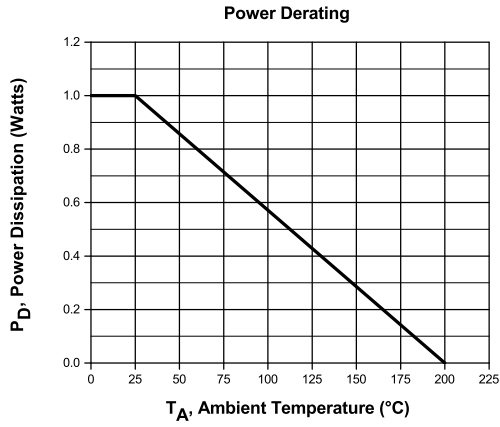


R2 (25-July 2016)

CM5160
SILICON
PNP RF TRANSISTOR



TYPICAL ELECTRICAL CHARACTERISTICS



R2 (25-July 2016)

OUTSTANDING SUPPORT AND SUPERIOR SERVICES



PRODUCT SUPPORT

Central's operations team provides the highest level of support to insure product is delivered on-time.

- Supply management (Customer portals)
- Inventory bonding
- Consolidated shipping options
- Custom bar coding for shipments
- Custom product packing

DESIGNER SUPPORT/SERVICES

Central's applications engineering team is ready to discuss your design challenges. Just ask.

- Free quick ship samples (2nd day air)
- Online technical data and parametric search
- SPICE models
- Custom electrical curves
- Environmental regulation compliance
- Customer specific screening
- Up-screening capabilities
- Special wafer diffusions
- PbSn plating options
- Package details
- Application notes
- Application and design sample kits
- Custom product and package development

REQUESTING PRODUCT PLATING

1. If requesting Tin/Lead plated devices, add the suffix " TIN/LEAD" to the part number when ordering (example: 2N2222A TIN/LEAD).
2. If requesting Lead (Pb) Free plated devices, add the suffix " PBFREE" to the part number when ordering (example: 2N2222A PBFREE).

CONTACT US

Corporate Headquarters & Customer Support Team

Central Semiconductor Corp.
145 Adams Avenue
Hauppauge, NY 11788 USA
Main Tel: (631) 435-1110
Main Fax: (631) 435-1824
Support Team Fax: (631) 435-3388
www.centrasemi.com

Worldwide Field Representatives:
www.centrasemi.com/wwreps

Worldwide Distributors:
www.centrasemi.com/wwdistributors

For the latest version of Central Semiconductor's **LIMITATIONS AND DAMAGES DISCLAIMER**, which is part of Central's Standard Terms and Conditions of sale, visit: www.centrasemi.com/terms