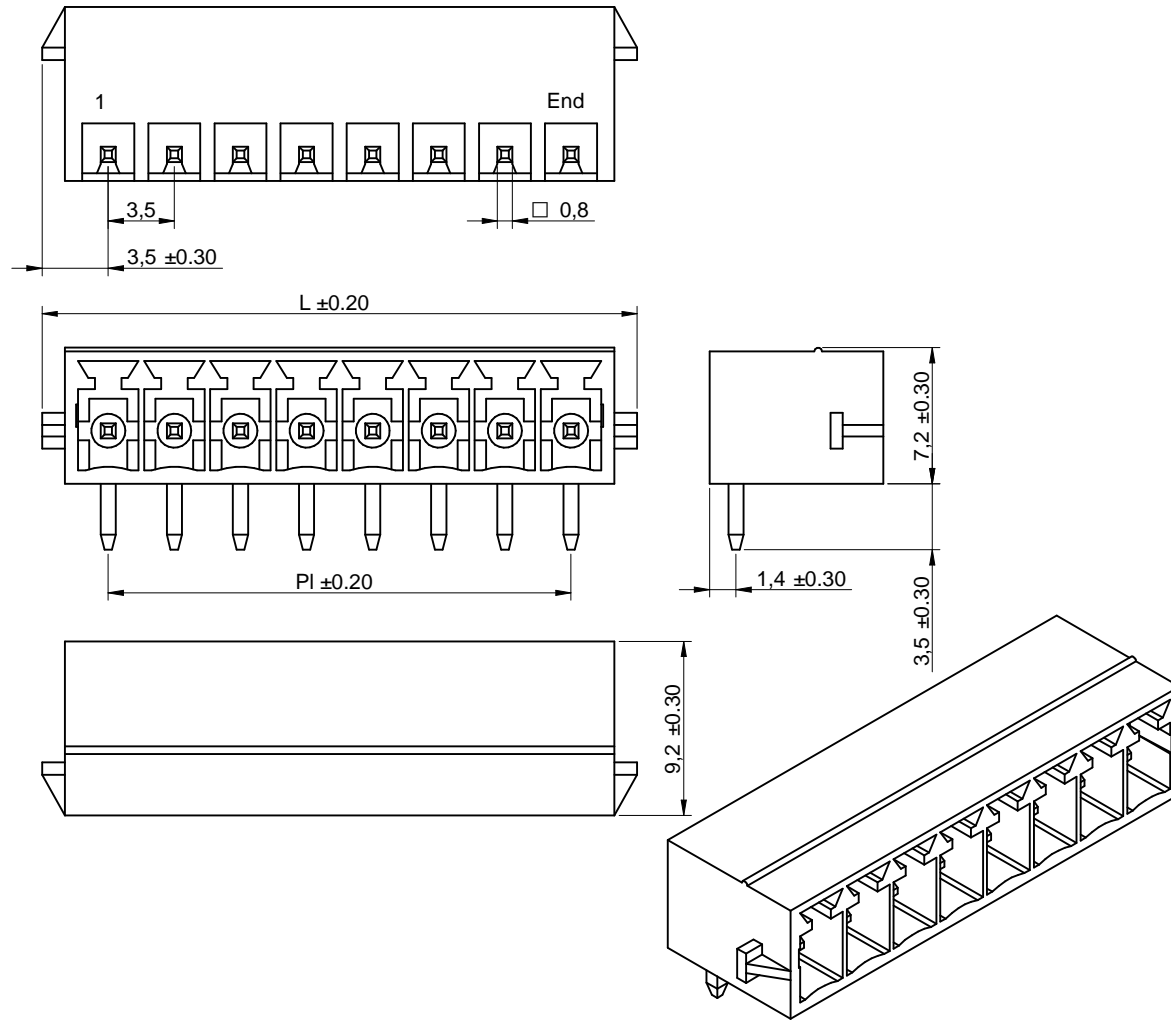
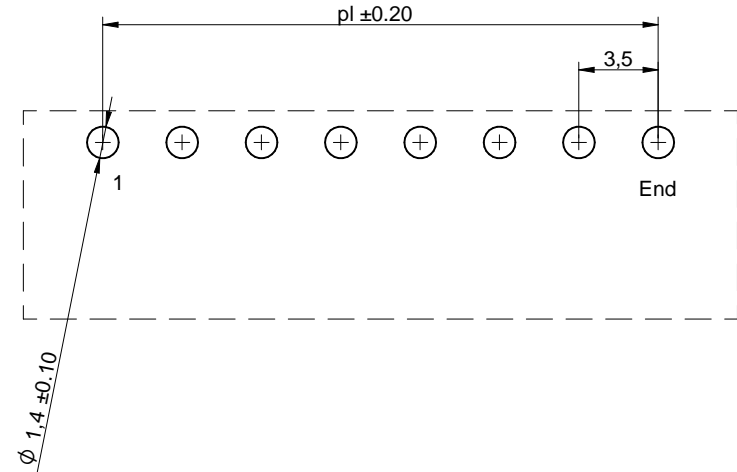


Dimensions: [mm]



Recommended Hole Pattern: [mm]



Article Properties:

| Properties | | Value | Unit |
|---------------------|-------|-------|------|
| Pins | | 8 | |
| Pin to Pin (Middle) | P_1 | 24.5 | mm |
| Length | L | 28 | mm |

Würth Elektronik eiSos GmbH & Co. KG
EMC & Inductive Solutions

Max-Eyth-Str. 1
74638 Waldenburg
Germany
Tel. +49 (0) 79 42 945 - 0

www.we-online.com
eiSos@we-online.com



| | | | |
|--|-----------------|--------------------------------------|------------------------|
| CREATED Xla | CHECKED Fbr | GENERAL TOLERANCE DIN ISO 2768-1m | PROJECTION METHOD |
| DESCRIPTION Serie 3051 - 3.50 mm Horizontal PCB Header w. Plastic Latch WR-TBL | | ORDER CODE 691 305 140 008 | |
| REVISION 001.000 | STATUS Valid | DATE 2016-08-05 | BUSINESS UNIT eiCan |
| | | PAGE 1/4 | |

Article Properties:

| Pins | P ₁ | L | Order Code |
|------|----------------|---------|-----------------|
| 2 | 3.5 mm | 7.0 mm | 691 305 140 002 |
| 3 | 7.0 mm | 10.5 mm | 691 305 140 003 |
| 4 | 10.5 mm | 14.0 mm | 691 305 140 004 |
| 5 | 14.0 mm | 17.5 mm | 691 305 140 005 |
| 6 | 17.5 mm | 21.0 mm | 691 305 140 006 |
| 7 | 21.0 mm | 24.5 mm | 691 305 140 007 |
| 8 | 24.5 mm | 28.0 mm | 691 305 140 008 |
| 9 | 28.0 mm | 31.5 mm | 691 305 140 009 |
| 10 | 31.5 mm | 35.0 mm | 691 305 140 010 |
| 11 | 35.0 mm | 38.5 mm | 691 305 140 011 |
| 12 | 38.5 mm | 42.0 mm | 691 305 140 012 |
| 13 | 42.0 mm | 45.5 mm | 691 305 140 013 |
| 14 | 45.5 mm | 49.0 mm | 691 305 140 014 |
| 15 | 49.0 mm | 52.5 mm | 691 305 140 015 |
| 16 | 52.5 mm | 56.0 mm | 691 305 140 016 |
| 17 | 56.0 mm | 59.5 mm | 691 305 140 017 |
| 18 | 59.5 mm | 63.0 mm | 691 305 140 018 |
| 19 | 63.0 mm | 66.5 mm | 691 305 140 019 |
| 20 | 66.5 mm | 70.0 mm | 691 305 140 020 |
| 21 | 70.0 mm | 73.5 mm | 691 305 140 021 |
| 22 | 73.5 mm | 77.0 mm | 691 305 140 022 |
| 23 | 77.0 mm | 80.5 mm | 691 305 140 023 |
| 24 | 80.5 mm | 84.0 mm | 691 305 140 024 |

Kind Properties:

| Properties | Value | Unit |
|-----------------------------------|-------------------------|------|
| Standard Polarities ¹⁾ | 02;03;04;05;06;07;08;12 | |
| Pitch | 3.5 | mm |

¹⁾ Delivery ex stock for standard polarities, non standard have extended leadtimes

Material Properties:

| | |
|-------------------------------|--------------|
| Insulator Material | PA66 |
| Insulator Color | Green |
| Insulator Flammability Rating | UL94-V0 |
| Contact Material | Copper Alloy |
| Contact Plating | Tin |

General Properties:

| | |
|-----------------------|----------------------|
| Operating Temperature | -40 °C up to +105 °C |
| Compliance | Lead free / RoHS |

Electrical Properties:

| Properties | Test conditions | | Value | Unit |
|----------------------|-----------------|----------------|-------|--------|
| Rated Current | | I _R | 12 | A |
| Working Voltage | | | 300 | V (AC) |
| Withstanding Voltage | 1 min | | 2500 | V (AC) |
| Contact Resistance | | R | 20 | mΩ |

Standard:

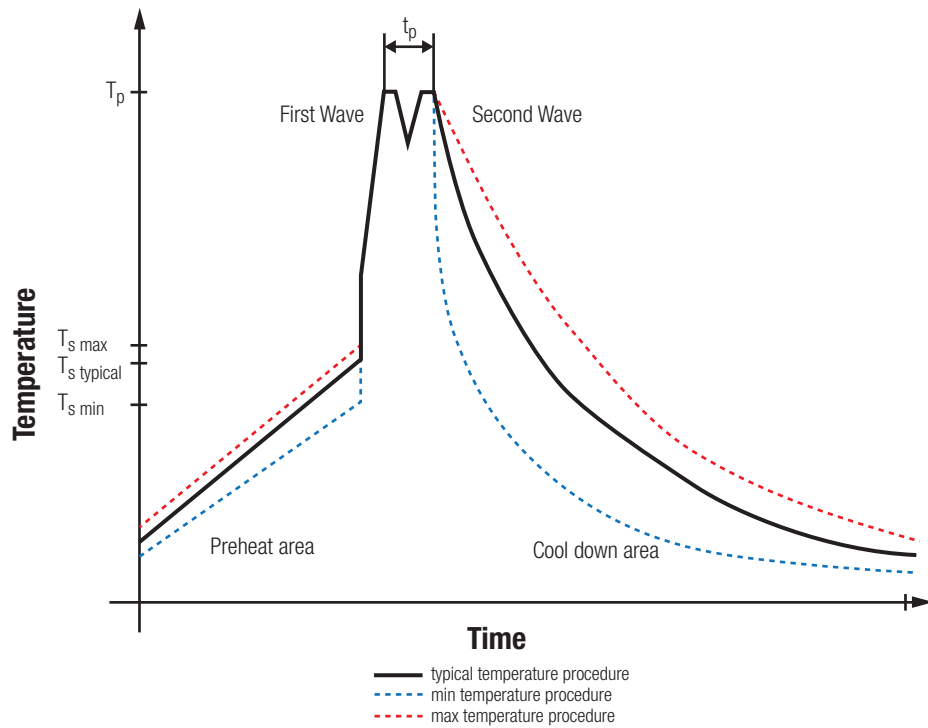
| | |
|-------------|---------|
| UL Approval | E315414 |
|-------------|---------|

Packaging Properties:

| | |
|-----------|-----|
| Packaging | Box |
|-----------|-----|

| | | | | | |
|---|--|------------|-------------------|--------------------------------------|---|
| Würth Elektronik eiSos GmbH & Co. KG EMC & Inductive Solutions Max-Eyth-Str. 1 74638 Waldenburg Germany Tel. +49 (0) 79 42 945 - 0 www.we-online.com eiSos@we-online.com | CREATED | CHECKED | GENERAL TOLERANCE | PROJECTION METHOD |  |
| | Xla | Fbr | DIN ISO 2768-1m | | |
|  | DESCRIPTION Serie 3051 - 3.50 mm Horizontal PCB Header w. Plastic Latch WR-TBL | | | ORDER CODE 691 305 140 008 | |
| | REVISION | STATUS | DATE | BUSINESS UNIT | PAGE |
| 001.000 | Valid | 2016-08-05 | eiCan | 2/4 | |

Classification Wave Soldering Profile:



Classification Wave Soldering Profile:

| Profile Feature | | Pb-Free Assembly | Sn-Pb Assembly |
|--|-------------------------|---|---|
| Preheat Temperature Min ¹⁾ | $T_{s \text{ min}}$ | 100 °C | 100 °C |
| Preheat Temperature Typical | $T_{s \text{ typical}}$ | 120 °C | 120 °C |
| Preheat Temperature Max | $T_{s \text{ max}}$ | 130 °C | 130 °C |
| Preheat Time t_s from $T_{s \text{ min}}$ to $T_{s \text{ max}}$ | t_s | 70 seconds | 70 seconds |
| Ramp-up Rate | ΔT | 150 °C max. | 150 °C max. |
| Peak temperature | T_p | 250 °C - 260 °C | 235 °C - 260 °C |
| Time of actual peak temperature | t_p | max. 10 seconds max. 5 seconds each wave | max. 10 seconds max. 5 seconds each wave |
| Ramp-down Rate, Min | | ~ 2 K/ second | ~ 2 K/ second |
| Ramp-down Rate, Typical | | ~ 3.5 K/ second | ~ 3.5 K/ second |
| Ramp-down Rate, Max | | ~ 5 K/ second | ~ 5 K/ second |
| Time 25°C to 25°C | | 4 minutes | 4 minutes |

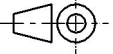
¹⁾ refer to EN61760-1:2006
refer to EN61760-1:2006

Würth Elektronik eiSos GmbH & Co. KG
EMC & Inductive Solutions

Max-Eyth-Str. 1
74638 Waldenburg
Germany
Tel. +49 (0) 79 42 945 - 0

www.we-online.com
eiSos@we-online.com



| | | | |
|--|-----------------|--------------------------------------|--|
| CREATED Xla | CHECKED Fbr | GENERAL TOLERANCE DIN ISO 2768-1m | PROJECTION METHOD  |
| DESCRIPTION Serie 3051 - 3.50 mm Horizontal PCB Header w. Plastic Latch WR-TBL | | ORDER CODE 691 305 140 008 | |
| REVISION 001.000 | STATUS Valid | DATE 2016-08-05 | BUSINESS UNIT eiCan |
| | | PAGE 3/4 | |

Important Notes

The following conditions apply to all goods within the product range of Würth Elektronik eiSos GmbH & Co. KG:

1. General Customer Responsibility

Some goods within the product range of Würth Elektronik eiSos GmbH & Co. KG contain statements regarding general suitability for certain application areas. These statements about suitability are based on our knowledge and experience of typical requirements concerning the areas, serve as general guidance and cannot be estimated as binding statements about the suitability for a customer application. The responsibility for the applicability and use in a particular customer design is always solely within the authority of the customer. Due to this fact it is up to the customer to evaluate, where appropriate to investigate and decide whether the device with the specific product characteristics described in the product specification is valid and suitable for the respective customer application or not.

2. Customer Responsibility related to Specific, in particular Safety-Relevant Applications

It has to be clearly pointed out that the possibility of a malfunction of electronic components or failure before the end of the usual lifetime cannot be completely eliminated in the current state of the art, even if the products are operated within the range of the specifications. In certain customer applications requiring a very high level of safety and especially in customer applications in which the malfunction or failure of an electronic component could endanger human life or health it must be ensured by most advanced technological aid of suitable design of the customer application that no injury or damage is caused to third parties in the event of malfunction or failure of an electronic component. Therefore, customer is cautioned to verify that data sheets are current before placing orders. The current data sheets can be downloaded at www.we-online.com.

3. Best Care and Attention

Any product-specific notes, cautions and warnings must be strictly observed. Any disregard will result in the loss of warranty.

4. Customer Support for Product Specifications

Some products within the product range may contain substances which are subject to restrictions in certain jurisdictions in order to serve specific technical requirements. Necessary information is available on request. In this case the field sales engineer or the internal sales person in charge should be contacted who will be happy to support in this matter.

5. Product R&D

Due to constant product improvement product specifications may change from time to time. As a standard reporting procedure of the Product Change Notification (PCN) according to the JEDEC-Standard inform about minor and major changes. In case of further queries regarding the PCN, the field sales engineer or the internal sales person in charge should be contacted. The basic responsibility of the customer as per Section 1 and 2 remains unaffected.

6. Product Life Cycle



Due to technical progress and economical evaluation we also reserve the right to discontinue production and delivery of products. As a standard reporting procedure of the Product Termination Notification (PTN) according to the JEDEC-Standard we will inform at an early stage about inevitable product discontinuance. According to this we cannot guarantee that all products within our product range will always be available. Therefore it needs to be verified with the field sales engineer or the internal sales person in charge about the current product availability expectancy before or when the product for application design-in disposal is considered. The approach named above does not apply in the case of individual agreements deviating from the foregoing for customer-specific products.

7. Property Rights

All the rights for contractual products produced by Würth Elektronik eiSos GmbH & Co. KG on the basis of ideas, development contracts as well as models or templates that are subject to copyright, patent or commercial protection supplied to the customer will remain with Würth Elektronik eiSos GmbH & Co. KG. Würth Elektronik eiSos GmbH & Co. KG does not warrant or represent that any license, either expressed or implied, is granted under any patent right, copyright, mask work right, or other intellectual property right relating to any combination, application, or process in which Würth Elektronik eiSos GmbH & Co. KG components or services are used.

8. General Terms and Conditions

Unless otherwise agreed in individual contracts, all orders are subject to the current version of the "General Terms and Conditions of Würth Elektronik eiSos Group", last version available at www.we-online.com.

| | | | | | |
|--|---|-----------------|--------------------------------------|--|-------------|
| Würth Elektronik eiSos GmbH & Co. KG EMC & Inductive Solutions Max-Eyth-Str. 1 74638 Waldenburg Germany Tel. +49 (0) 79 42 945 - 0 www.we-online.com eiSos@we-online.com  | CREATED Xla | CHECKED Fbr | GENERAL TOLERANCE DIN ISO 2768-1m | PROJECTION METHOD  | |
| | DESCRIPTION Serie 3051 - 3.50 mm Horizontal PCB Header w. Plastic Latch WR- TBL | | | ORDER CODE 691 305 140 008 | |
| | REVISION 001.000 | STATUS Valid | DATE 2016-08-05 | BUSINESS UNIT eiCan | PAGE 4/4 |