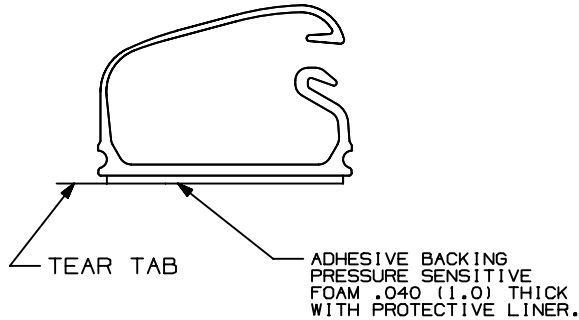
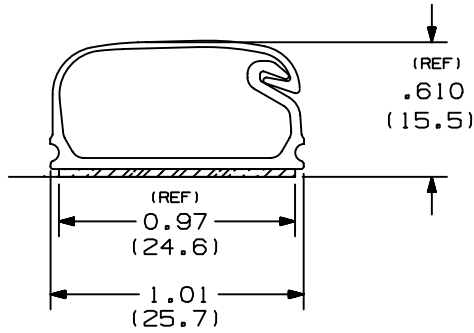



THIS COPY IS PROVIDED ON A RESTRICTED BASIS AND IS NOT TO BE USED IN ANY WAY DETRIMENTAL TO THE INTERESTS OF PANDUIT CORP.



PANDUIT PART NUMBER*	CUT LENGTH IN. (mm)	STATIC LOAD lb./pc. (g/pc.)	APPROX. WEIGHT lbs/100 pcs (g)/100 pcs
LC5-A	1.0 ±0.06 (25.4 ±1.5)	0.44 (200)	0.77 (349)



NOTES:

- SEE CURRENT PRICE SHEET FOR PART NUMBER SUFFIX DESIGNATION FOR PACKAGE SIZE.
- PART IS DESIGNED TO SUPPORT MAXIMUM WEIGHT ON A CLEAN, DRY, SMOOTH SURFACE. SEE TABLE.

NO WARRANTY, EXPRESSED OR IMPLIED, IS MADE BY PANDUIT WITH RESPECT TO ADHESIVE BOND PERFORMANCE. AMONG OTHER THINGS, THE CONDITIONS UNDER WHICH THESE MOUNTS MAY BE APPLIED AND/OR THE SURFACE TO WHICH THEY MAY BE APPLIED ARE BEYOND PANDUIT'S CONTROL.

DIMENSIONS IN BRACKETS ARE METRIC [mm]

CAD FILENAME/LAYERS GB0430BA_PB_LC5-A_02

PANDUIT

CORP. TINLEY PARK, ILLINOIS

LATCHING CLIP
(LC5-A)

UNLESS OTHERWISE SPECIFIED,
DIMENSIONAL TOLERANCES ARE:
(.X) ±0.05 (1.3) (.XXX) ±0.010 (0.25)
(.XX) ±0.02 (0.5) ANGLES ± 5°

UNLESS OTHERWISE SPECIFIED,
ALL DIMENSIONS ARE GIVEN
IN INCHES, THIRD ANGLE PROJECTION.

REV	DATE	BY	CHK	DESCRIPTION	ECN	R	CUST	SUP
2	6-29-01	LGG		ADDED REF & UPDATED	GB0430BA	2		
1	2-16-94	SJSU		REVERSED TEAR TAB	GB0430BA	1		
R	12/3/93	SJSU		INITIAL RELEASE	GB0430BA	R		

DRAWN BY SJSU
DATE 12/3/93
CHK'D

MAT'L:
RIGID PVC

SCALE NONE

DRAWING NO.
GB0430BA

DWG
SIZE
A