

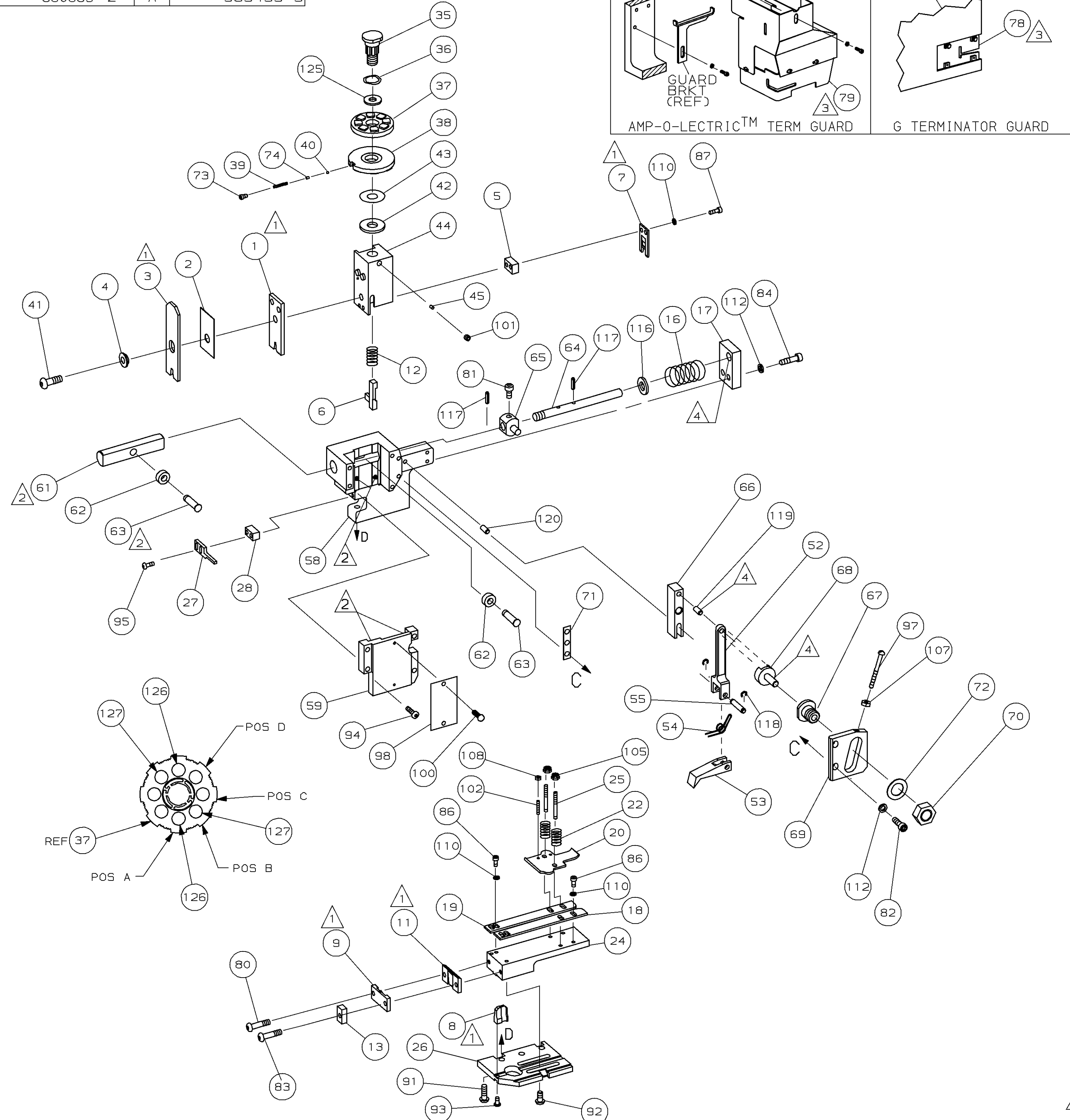
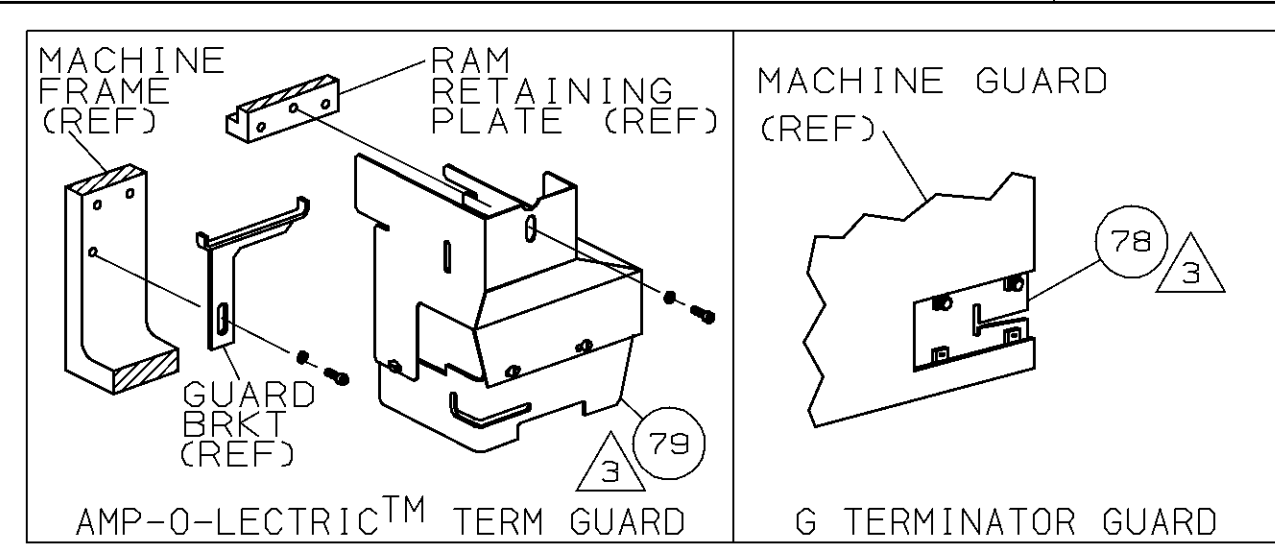
DRAWING MADE IN THIRD ANGLE PROJECTION

680663

680663

/home/amp04008/appl

PART NUMBER	REV	FIRST USED
680663-1	A	122500-1
680663-2	A	565435-5



TERMINAL NAME: .250 SRS FASTIN-ON™ TH TAB.

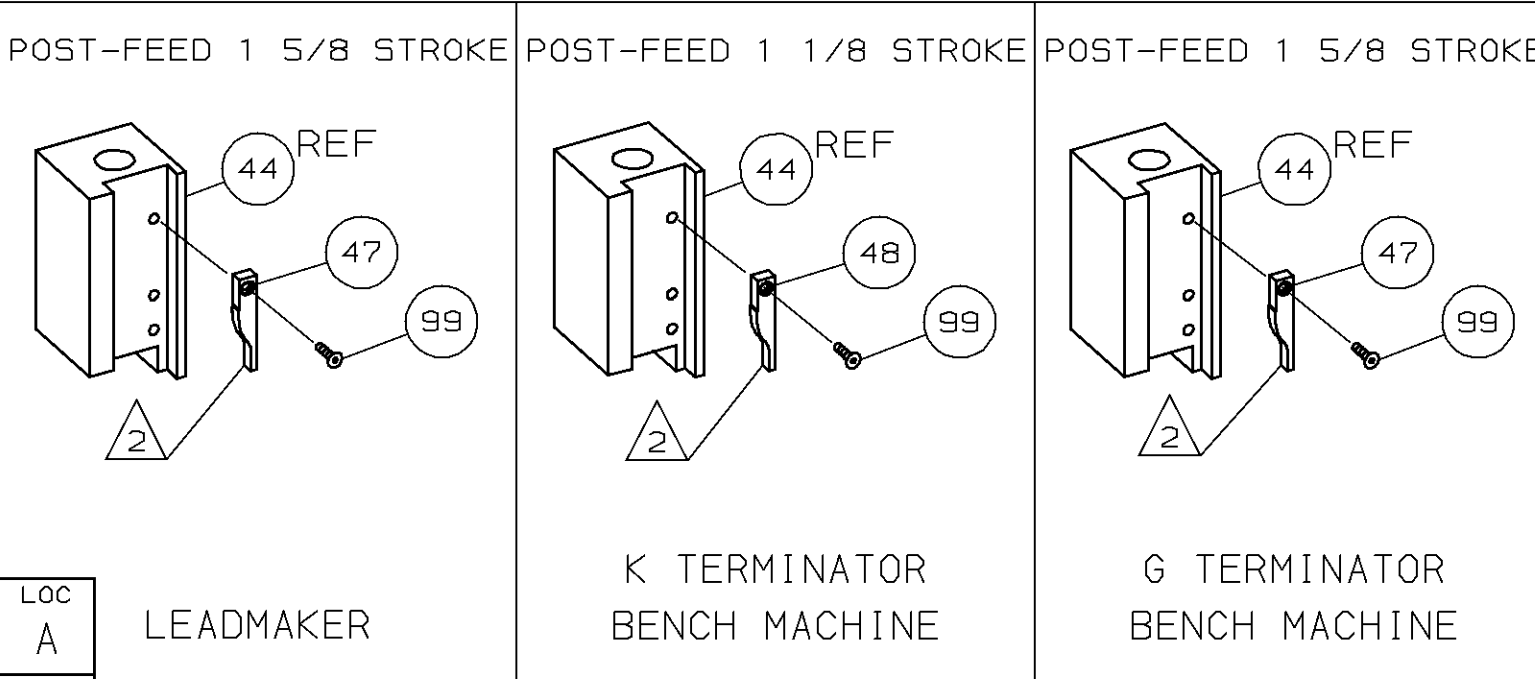
PAD LTR	CRIMP HEIGHT	WIRE SIZE	
A	.088 ±.002 [2.24 ±0.05mm]	12	
B	.075 ±.002 [1.91 ±0.05mm]	14	
C	NOT	USED	
D	NOT	USED	
CRIMP	SIZE	TYPE	RANGE
WIRE	.120 [3.05mm]	F	12-14
INSUL	.180 [4.57mm]	F	.110-.170

WIRE STRIP LENGTH	TERM APPL SPEC	FEED	APPL INSTRUCTION	SET UP GAGE	LAYOUT
.172-.203	114-2065	1.185	408-8039	458638-1	L2103

-1 LEADMAKER & BENCH MODEL G		MECH POST FEED		ITEM NO	
-2 BENCH MODEL K		MECH POST FEED		ITEM NO	
REF	REF	-	A	22594-8	NUT, HEX 70
REF	REF	-	B	240628-1	PLATE, ADJ 69
REF	REF	-	B	240626-1	SHAFT, PIVOT 68
REF	REF	-	B	240633-1	BUSHING 67
REF	REF	-	A	455680-1	LEVER, INTERMEDIATE 66
REF	REF	-	B	240629-1	BLOCK, PIVOT 65
REF	REF	-	A	240632-2	SCR, ADJ 64
REF	REF	-	B	240659-3	PIN, CAM ROLLER 63
REF	REF	-	B	240658-1	CAM, ROLLER 62
REF	REF	-	B	454398-1	ROD, FEED 61
REF	REF	-	C	454220-1	CAP, RAM 60
REF	REF	-	D	453736-1	HOUSING 59
REF	REF	-	-	-	58
REF	REF	-	-	-	57
REF	REF	-	B	240624-1	PIN, FEED FINGER 55
REF	REF	-	B	691499-1	SPRING, FEED FINGER 54
REF	REF	-	B	240635-1	FINGER, FEED 53
REF	REF	-	B	240634-1	LEVER, TERMINAL 52
REF	REF	-	-	-	51
REF	REF	-	-	-	50
REF	REF	-	-	-	49
1	-	-	B	690501-3	CAM, POST FEED 1 1/8 ST 48
-	1	-	B	690501-4	CAM, POST-FEED 1 5/8 ST 47
-	-	-	-	-	46
1	1	-	A	690191-1	PLUG, NYLON 45
1	1	-	C	455674-1	RAM 44
1	1	-	A	690125-1	WASHER, LAMINATED 43
1	1	-	A	690124-1	WASHER, RAM 42
1	1	-	A	7-21002-9	BOLT, CRIMPER (5/16-24x1.00) 41
1	1	-	A	23241-6	BALL, STEEL 40
1	1	-	A	690170-1	SPRING, COMPRESSION 39
1	1	-	C	1-690142-0	DISC, INSULATION 38
1	1	-	D	354777-1	WIRE DISC, PLASTIC 37
1	1	-	A	22480-5	WASHER, SPRING 36
1	1	-	B	690212-1	POST, RAM 35
-	-	-	-	-	34
-	-	-	-	-	33
1	1	-	D	458980-1	APPLICATOR, BASIC (SUB ASSY) 32
-	-	-	-	-	31
-	-	-	-	-	30
-	-	-	-	-	29
1	1	-	B	3-690451-2	SPACER, STRIPPER 28
1	1	-	A	240639-1	STRIPPER 27
REF	REF	-	C	455676-1	PLATE, BASE 26
2	2	-	A	22354-8	DRAG, STUD 25
1	1	-	B	455678-1	PLATE, STRIP GUIDE 24
-	-	-	-	-	23
2	2	-	A	4-22281-1	SPRING, DRAG 22
-	-	-	-	-	21
1	1	-	A	454177-1	DRAG, STOCK 20
1	1	-	C	458030-4	GUIDE, STRIP (REAR) 19
1	1	-	C	458031-4	GUIDE, STRIP (FRONT) 18
REF	REF	-	A	454178-1	GUIDE, FEED ROD 17
REF	REF	-	A	4-22284-9	SPRING, FEED RETURN 16
-	-	-	-	-	15
-	-	-	-	-	14
1	1	-	C	1-690481-0	SPACER, HOLD DOWN 13
1	1	-	A	23846-1	SPRING, HOLD DOWN 12
1	1	-	B	240644-1	PLATE, REAR SHEAR 11
-	-	-	-	-	10
1	1	-	B	690482-4	PLATE, FRONT SHEAR 9
1	1	-	D	7-461295-0	ANVIL 8
1	1	-	B	690474-4	BLADE, SLUG 7
1	1	-	D	3-455892-1	HOLD DOWN, TERMINAL 6
1	1	-	C	4-240641-4	SPACER, SLUG BLADE 5
1	1	-	B	238009-1	SPACER, BLOCK CRIMPER 4
1	1	-	C	456134-6	CRIMPER, INSULATION 3
1	1	-	B	455888-8	SPACER, CRIMPER 2
1	1	-	C	456409-7	CRIMPER, WIRE 1

QTY	REF	U/M	DWG SIZE	PART NO	DESCRIPTION	ITEM NO
2	2	-	C	8-354778-7	PIN, WIRE DISC (.2930)B	127
2	2	-	C	6-354778-1	PIN, WIRE DISC (.2800)A	126
1	1	-	A	986950-1	WASHER, FLAT PRECISION	125
1	1	-	A	217238-1	GENERAL INSTRUCTION PACKAGE	124
1	1	-	-	4088039	EF APPL INST 408-8039	123
-	-	-	-	-	-	122
-	-	-	-	-	-	121
REF	REF	-	A	1-21030-7	PIN, DOWEL (ϕ.187x1.50)HSG	120
REF	REF	-	A	1-21030-1	PIN, DOWEL (ϕ.187x.50)LEVER	119
REF	REF	-	A	21045-3	RING, RET "C" (ϕ.187)FD PIN	118
REF	REF	-	A	5-21028-1	PIN, STD SPRING (ϕ.12)FD ADJ ROD	117
REF	REF	-	A	21899-4	WASHER, FLAT (ϕ5/16) SCR ADJ	116
-	-	-	-	-	-	115
-	-	-	-	-	-	114
-	-	-	-	-	-	113
REF	REF	-	A	21024-5	WASHER, LOCK (NO. 10)FD ROD GDE	112
6	6	-	A	21024-4	WASHER, LOCK (NO. 8) SHEAR BL	110
-	-	-	-	-	-	109
2	2	-	A	21018-4	NUT, HEX (4-40) DRAG	108
REF	REF	-	A	21018-5	NUT, HEX (6-32)FD ADJ PL	107
-	-	-	-	-	-	106
2	2	-	A	21022-2	NUT, HEX SL (8-32)DRAG STUD	105
-	-	-	-	-	-	104
-	-	-	-	-	-	103
2	2	-	A	2-21006-6	SCR, SKT SET (4-40x.62)DRAG	102
1	1	-	A	21009-2	SCR, SKT SET (1/4-20x.25)RAM	101
2	2	-	A	21017-2	SCR, DRIVE (#2x.19) ID PLATE	100
1	1	-	A	1-21002-7	SCR, BHC (6-32x.38) CAM	99
1	1	-	B	461264-1	PLATE, IDENTIFICATION	98
REF	REF	-	A	6-23715-5	SCR, PAN HD (6-32x1.50)FEED ADJ	97
-	-	-	-	-	-	96
2	2	-	A	2-21002-2	SCR, BHC (8-32x.50) STRIPPER	95
REF	REF	-	A	2-21002-9	SCR, BHC (10-32x.75)HSG ANVIL	94
1	1	-	A	22733-8	SCR, BHC (8-32x.38 LW) ANVIL	93
4	4	-	A	3-21002-3	SCR, BHC (1/4-20x.50) ST GD PL	92
REF	REF	-	A	2-22733-8	SCR, BHC (1/4-20x.62)BASE PL	91
-	-	-	-	-	-	90
-	-	-	-	-	-	89
-	-	-	-	-	-	88
2	2	-	A	2-21000-9	SCR, SHC (8-32x.75) SLUG BLADE	87
4	4	-	A	2-21000-6	SCR, SHC (8-32x.38) STRIP GUIDE	86
-	-	-	-	-	-	85
REF	REF	-	A	3-21000-7	SCR, SHC (10-32x.75)FEED ROD GDE	84
1	1	-	A	3-21002-1	SCR, BHC (10-32x1.00)SHEAR PL	83
REF	REF	-	A	3-21000-6	SCR, SHC (10-32x.62)FEED ADJ PL	82
REF	REF	-	A	3-21000-4	SCR, SHC (10-32x.38)PIVOT BLOCK	81
1	1	-	A	3-21002-0	SCR, BHC (10-32x.88)SHEAR PL	80
REF	REF	-	A	455745-1	GUARD, WINDOW	79
-	REF	-	A	679532-1	INSERT, GUARD	78
-	-	-	-	-	-	77
-	-	-	-	-	-	76
-	-	-	-	-	-	75
1	1	-	A	690603-1	SPRING, ASSIST	74
1	1	-	A	23030-1	SCR, SKT CAP (6-32x.25)CP DSC	73
REF	REF	-	A	458109-1	WASHER, FLAT (SPECIAL)	72
REF	REF	-	A	690517-1	SPACER	71

- △ 1 RECOMMENDED SPARE PARTS.
- △ 2 GREASE LIGHTLY.
- △ 3 GUARD MUST BE IN PLACE WHEN OPERATING APPLICATOR IN A BENCH MACHINE.
- △ 4 LUBRICATE DAILY USING NO. 20 MACHINE OIL.
- 5. ITEMS WITH QTY OF REF SPECIFIED (EXCEPT ITEMS 78 AND 79) ARE USED ON ITEM 32.
- △ 6 ITEM 78 USED WITH G TERMINATOR ONLY.



DIMENSIONS IN INCHES. DO NOT SCALE PRINT. TOLERANCES UNLESS OTHERWISE SPECIFIED.		MATL	HT TR	FIN
DR	22JUL98	APP	22JUL98	
CHK	22JUL98	REL	T.ELBIN	
PLC	DEC --			
PLC	DEC --			
PLC	DEC --			
NAME	END FEED HDM APPLICATOR		MACHINE REF MINI APPL	
SCALE	DWG NO 680663		SHEET 1 OF 1	REV A

THIS DRAWING IS A CONTROLLED DOCUMENT.

THIS DRAWING IS UNPUBLISHED. RELEASED FOR PUBLICATION BY AMP INCORPORATED. ALL RIGHTS RESERVED. © COPYRIGHT 1998 AMP INCORPORATED