

REV. AG

DIMENSIONS ARE IN INCHES		UNLESS OTHERWISE NOTED		TOLERANCES ARE:		TITLE:	DWG NO:
ONE PLACE DECIMALS: ±	TWO PLACE DECIMALS: ±	THREE PLACE DECIMALS: ±	FOUR PLACE DECIMALS: ±	ANGLES ±		PIN GRID ARRAY	MXAX-XXX-XXXX-XX-X SHEET 7 OF 8




FIG. 485  
MHAX-133-X-14  
MPAX-133-X-14  
MVAX-133-X-14




FIG. 489  
MHAX-132-X-14  
MPAX-132-X-14  
MVAX-132-X-14

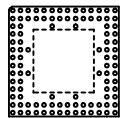


FIG. 493  
MHAX-104-X-14  
MPAX-104-X-14  
MVAX-104-X-14

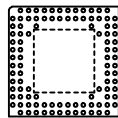


FIG. 497  
MHAX-101-X-14  
MPAX-101-X-14  
MVAX-101-X-14

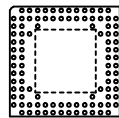


FIG. 501  
MHAX-100-X-14  
MPAX-100-X-14  
MVAX-100-X-14

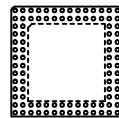


FIG. 503  
MHAX-096-X-14  
MPAX-096-X-14  
MVAX-096-X-14

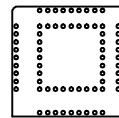


FIG. 507  
MHAX-068-X-14  
MPAX-068-X-14




FIG. 512  
MHAX-225-X-15  
MPAX-225-X-15




FIG. 516  
MHAX-224-X-15  
MPAX-224-X-15




FIG. 520  
MHAX-223-X-15  
MPAX-223-X-15




FIG. 524  
MHAX-212-X-15  
MPAX-212-X-15




FIG. 528  
MHAX-181-X-15  
MPAX-181-X-15




FIG. 532  
MHAX-180-X-15A  
MPAX-180-X-15A




FIG. 536  
MHAX-180-X-15B  
MPAX-180-X-15B

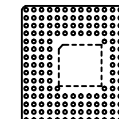


FIG. 540  
MHAX-179-X-15  
MPAX-179-X-15  
MVAX-179-X-15

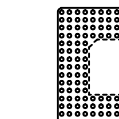


FIG. 541  
MHAX-176-X-15  
MPAX-176-X-15  
MVAX-176-X-15




FIG. 544  
MHAX-160-X-15  
MPAX-160-X-15




FIG. 548  
MHAX-156-X-15  
MPAX-156-X-15




FIG. 552  
MHAX-149-X-15A  
MPAX-149-X-15A




FIG. 556  
MHAX-149-X-15B  
MPAX-149-X-15B

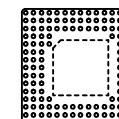


FIG. 557  
MHAX-149-X-15C  
MPAX-149-X-15C  
MVAX-149-X-15C




FIG. 560  
MHAX-148-X-15  
MPAX-148-X-15




FIG. 564  
MHAX-145-X-15  
MPAX-145-X-15




FIG. 568  
MHAX-144-X-15  
MPAX-144-X-15  
MVAX-144-X-15




FIG. 573  
MHAX-142-X-15  
MPAX-142-X-15  
MVAX-142-X-15

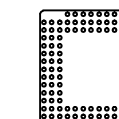


FIG. 572  
MHAX-141-X-15  
MPAX-141-X-15

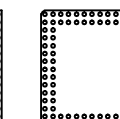


FIG. 576  
MHAX-104-X-15  
MPAX-104-X-15

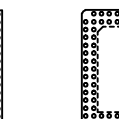


FIG. 580  
MHAX-100-X-15  
MPAX-100-X-15  
MVAX-100-X-15




FIG. 581  
MHAX-256-X-16  
MPAX-256-X-16




FIG. 585  
MHAX-172-X-16  
MPAX-172-X-16




FIG. 589  
MHAX-160-X-16  
MPAX-160-X-16

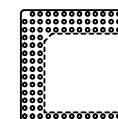


FIG. 590  
MHAX-155-X-16  
MPAX-155-X-16  
MVAX-155-X-16

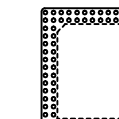


FIG. 591  
MHAX-112-X-16  
MPAX-112-X-16  
MVAX-112-X-16




FIG. 594  
MHAX-289-X-17  
MPAX-289-X-17




FIG. 598  
MHAX-264-X-17  
MPAX-264-X-17




FIG. 602  
MHAX-240-X-17  
MPAX-240-X-17

**PROPRIETARY NOTE**  
THIS DOCUMENT CONTAINS INFORMATION CONFIDENTIAL AND PROPRIETARY TO SAMTEC INC. AND SHALL NOT BE REPRODUCED OR TRANSMITTED IN ANY FORM OR BY ANY MEANS, ELECTRONIC OR MECHANICAL, INCLUDING PHOTOCOPYING, RECORDING, OR BY ANY INFORMATION STORAGE AND RETRIEVAL SYSTEM, WITHOUT THE EXPRESS WRITTEN CONSENT OF SAMTEC INC.

EXP/PROD/ASSEMBLY/PCBA  
MXAX/3/17

**samtec**

520 PARK EAST BLVD. NEW ALBANY, INDIANA 47150  
PHONE (812) 944-8733 P.O. BOX 1147  
CODE 55322

MADE BY:	DESIGNER APPROVAL:
CHECKED BY:	MXAX-XXX-XXXX-XX-X SHEET 7 OF 8