

# SPECIFICATIONS

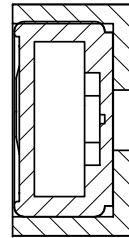
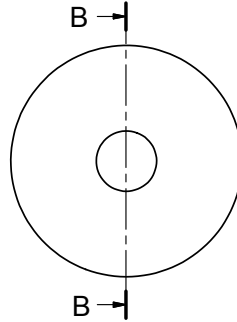
PARAMETERS	VALUES	UNIT
DIRECTIVITY	OMINI	-
SENSITIVITY	-44 ± 3	dB
STANDARD OPERATING VOLTAGE	2	Vdc
MAX OPERATING VOLTAGE	10	Vdc
CURRENT CONSUMPTION (MAX)	0.5	mA
IMPEDANCE	2.2	KOhm
SIGNAL TO NOISE RATIO (MIN.)	60	dB
TERMINAL	SOLDER PAD	-
INTERNAL CAPACITOR	10&33	pF

THIS DOCUMENT CONTAINS DATA PROPRIETARY TO PROJECTS UNLIMITED, INC. ANY USE OR REPRODUCTION, IN ANY FORM, WITHOUT PRIOR WRITTEN PERMISSION OF PROJECTS UNLIMITED, INC. IS PROHIBITED.  
©2003, Projects Unlimited Inc.

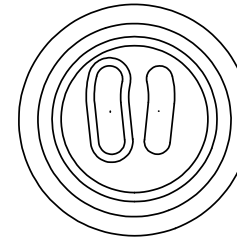
# REVISION HISTORY

LTR	DESCRIPTION	DATE	APPROVED
-	RELEASED FROM ENGINEERING	10/19/2006	
A	REVISED IP RATING	6/30/2008	B.R.
B	REVISED TO INVENTOR 3-D DRAWING TEMPLATE	9/20/2010	B.R.

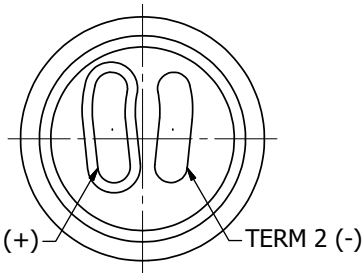
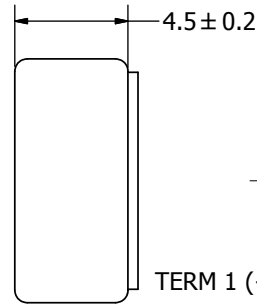
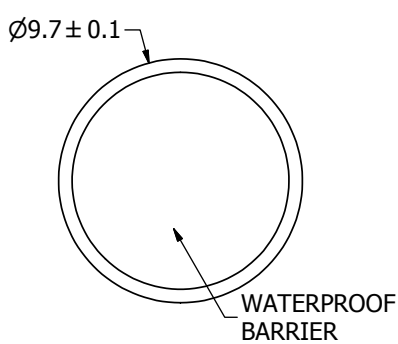
# ASSYMBLY



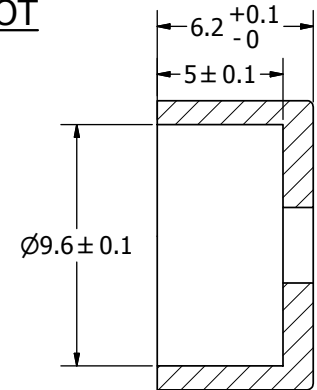
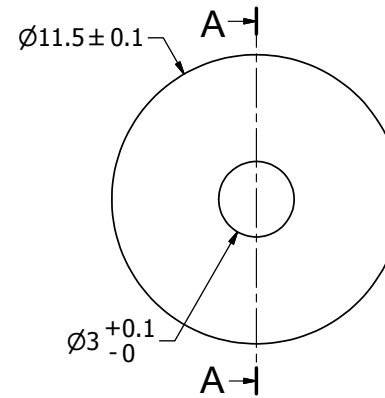
B-B (4 : 1)



# MICROPHONE



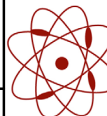
# BOOT



A-A (5 : 1)

# NOTES:

1. ALL DIMENSIONS ARE IN MILLIMETERS.
2. SPECIFICATIONS SUBJECT TO CHANGE OR WITHDRAWAL WITHOUT NOTICE.
3. THIS PART IS RoHS 2002/95/EC COMPLIANT.
4. PART IS IP57 RATED.
5. ASSEMBLY IS WASHABLE WITH BOOT IN PLACE.

UNLESS OTHERWISE SPECIFIED: DIMENSIONS ARE IN MILLIMETERS, TOLERANCES ARE ±0.5 AND ANGLES ARE ±3°.	SIZE <b>A3</b>	Designed by	Date	Checked by	Date	Approved by	Date	Drawn Date
		J.D.	10/19/2006	B.R.	10/19/2006	R.W.	10/19/2006	9/20/2010
AOW-4544L-C3310-B-R.idw		 <b>pui audio</b> a projects unlimited company		<b>AOW-4544L-C3310-B-R</b> Microphone			Edition	Sheet
							-	1 / 1