

## Feed-through terminal block - DFK/DP-4 - 0708616

Please be informed that the data shown in this PDF Document is generated from our Online Catalog. Please find the complete data in the user's documentation. Our General Terms of Use for Downloads are valid (<http://download.phoenixcontact.com>)



Feed-through terminal block, Connection method: Screw connection, Load current : 18 A, Cross section: 0.2 mm<sup>2</sup> - 6 mm<sup>2</sup>, AWG 24 - 12, Connection direction of the conductor to plug-in direction: 0 °, Width: 6.2 mm, Color: gray

The illustration shows version DFK-4

### Product description


Feed-through terminal block, Connection method: Screw connection, Load current : 18 A, Cross section: 0.2 mm<sup>2</sup> - 6 mm<sup>2</sup>, AWG 24 - 12, Connection direction of the conductor to plug-in direction: 0 °, Width: 6.2 mm, Color: gray

### Why buy this product

- PE terminal block with ground function in accordance with IEC 60947-7-2
- Touch-proof insulating housing
- Universal screw connection with screw locking
- The feed-through terminal blocks snap into the panel cutout automatically



### Key commercial data

Packing unit	1
Minimum order quantity	50
Catalog page	Page 693 (CC-2011)
GTIN	 4 017918 004712
Weight per piece (including packing)	0.0 GRM
Weight per Piece (excluding packing)	5.05 GRM
Country of origin	GERMANY

### Technical data

#### General

Number of levels	1
Number of connections	2
Color	gray
Insulating material	PA
Inflammability class according to UL 94	V2

# Feed-through terminal block - DFK/DP-4 - 0708616

## Technical data

### Dimensions

Width	6.2 mm
-------	--------

### Technical data

Rated surge voltage	4 kV
Pollution degree	3
Surge voltage category	III
Insulating material group	I
Nominal current I <sub>N</sub>	17.5 A
Nominal voltage U <sub>N</sub>	400 V

### Connection data

Conductor cross section solid min.	0.2 mm <sup>2</sup>
Conductor cross section solid max.	6 mm <sup>2</sup>
Conductor cross section stranded min.	0.2 mm <sup>2</sup>
Conductor cross section stranded max.	4 mm <sup>2</sup>
Conductor cross section AWG/kcmil min.	24
Conductor cross section AWG/kcmil max	10
Conductor cross section stranded, with ferrule without plastic sleeve min.	0.25 mm <sup>2</sup>
Conductor cross section stranded, with ferrule without plastic sleeve max.	4 mm <sup>2</sup>
Conductor cross section stranded, with ferrule with plastic sleeve min.	0.25 mm <sup>2</sup>
Conductor cross section stranded, with ferrule with plastic sleeve max.	2.5 mm <sup>2</sup>
2 conductors with same cross section, solid min.	0.2 mm <sup>2</sup>
2 conductors with same cross section, solid max.	1.5 mm <sup>2</sup>
2 conductors with same cross section, stranded min.	0.2 mm <sup>2</sup>
2 conductors with same cross section, stranded max.	1.5 mm <sup>2</sup>
2 conductors with same cross section, stranded, ferrules without plastic sleeve, min.	0.25 mm <sup>2</sup>
2 conductors with same cross section, stranded, ferrules without plastic sleeve, max.	1.5 mm <sup>2</sup>
2 conductors with same cross section, stranded, TWIN ferrules with plastic sleeve, min.	0.5 mm <sup>2</sup>
2 conductors with same cross section, stranded, TWIN ferrules with plastic sleeve, max.	2.5 mm <sup>2</sup>
Connection method	Screw connection
Stripping length	8 mm
Internal cylindrical gage	A4
Screw thread	M3
Tightening torque, min	0.6 Nm
Tightening torque max	0.8 Nm

# Feed-through terminal block - DFK/DP-4 - 0708616

## Classifications

### eclass

eClass 4.0	27141131
eClass 4.1	27141131
eClass 5.0	27141134
eClass 5.1	27141134
eClass 6.0	27141134

### etim

ETIM 2.0	EC001283
ETIM 3.0	EC001283
ETIM 4.0	EC001283

### unspsc

UNSPSC 6.01	30211811
UNSPSC 7.0901	39121410
UNSPSC 11	39121410
UNSPSC 12.01	39121410
UNSPSC 13.2	39121410

## Approvals

### Certificates

#### Certification

UL Recognized / cUL Recognized / GOST / PRS / GOST / cULus Recognized

#### Certification EX

#### Certification submitted

### Approval details

UL Recognized		
	B	D
mm <sup>2</sup> /AWG/kcmil	30-10	30-10
Nominal current IN	15 A	10 A
Nominal voltage UN	250 V	300 V

cUL Recognized		
	B	D
mm <sup>2</sup> /AWG/kcmil	30-10	30-10

# Feed-through terminal block - DFK/DP-4 - 0708616

## Approvals

	B	D
Nominal current IN	15 A	10 A
Nominal voltage UN	250 V	300 V

GOST

PRS

GOST

cULus Recognized

## Accessories

### Accessories

### Bridges

Insertion bridge - EB 2- 6 - 0201155

Insertion bridge, Number of positions: 2, Color: gray



Insertion bridge - EB 3- 6 - 0201142

Insertion bridge, Number of positions: 3, Color: gray



Insertion bridge - EB 10- 6 - 0201139

Insertion bridge, Number of positions: 10, Color: gray



## Marking

# Feed-through terminal block - DFK/DP-4 - 0708616

## Accessories

Zack marker strip - ZB 6:SO/CMS - 1050499

Zack marker strip, white, For terminal block width: 6 mm



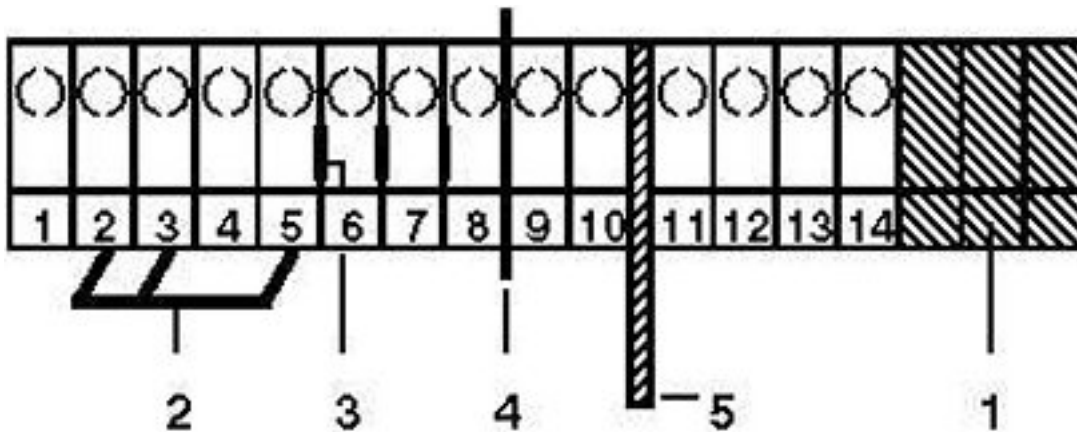
Marker cards - SBS 6:UNBEDRUCKT - 1007222

Marker cards, Card, white, Unlabeled, Can be labeled with: Plotter, Mounting type: Snap into tall marker groove, Snap into flange



## Drawings

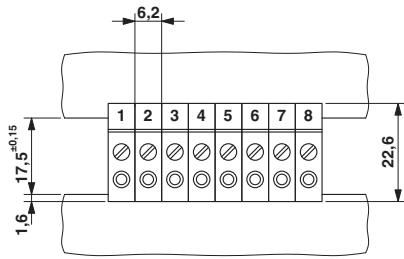
Circuit diagram



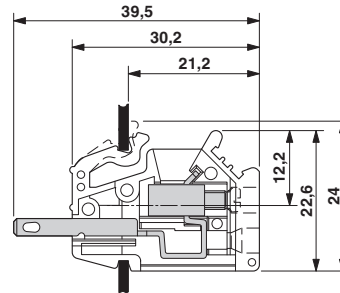
- 1 = blind cover
- 2 = insertion bridge
- 3 = separating plate
- 4 = partition plates
- 5 = separating plate

# Feed-through terminal block - DFK/DP-4 - 0708616

Dimensioned drawing



Dimensioned drawing



© Phoenix Contact 2012 - all rights reserved  
<http://www.phoenixcontact.com>