

4

3

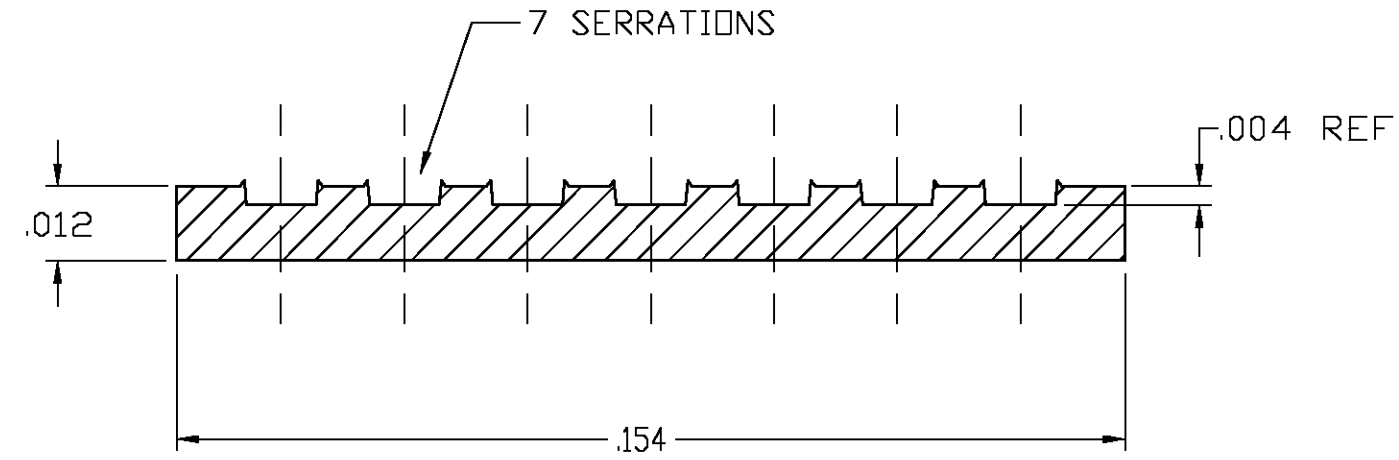
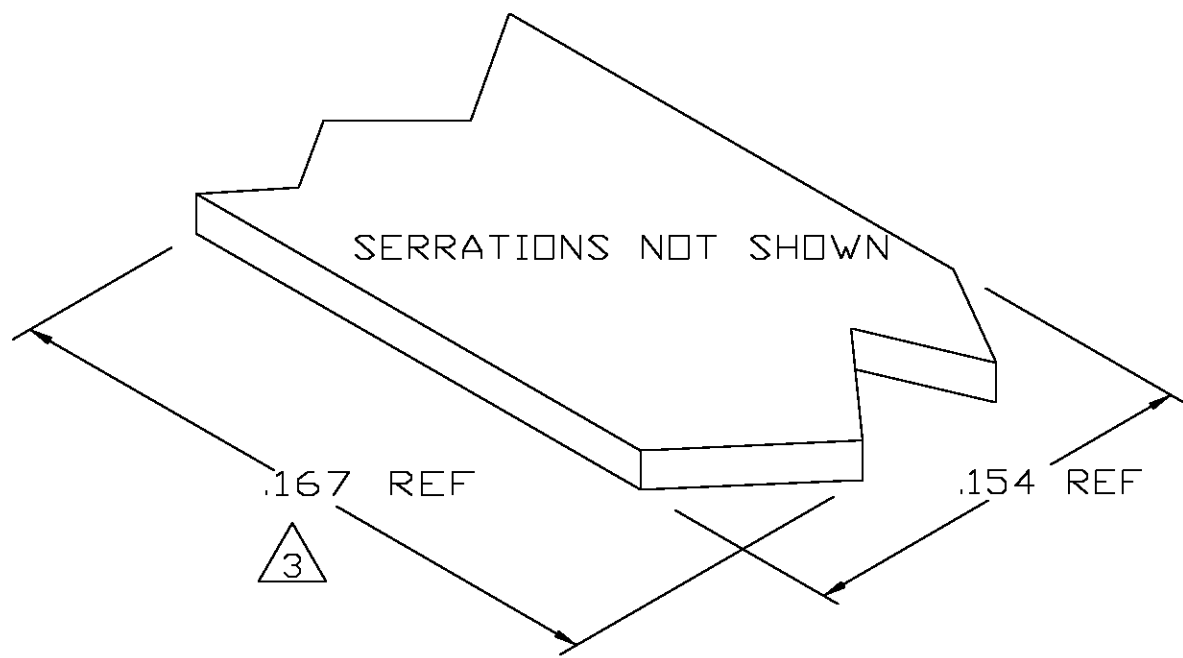
2

1

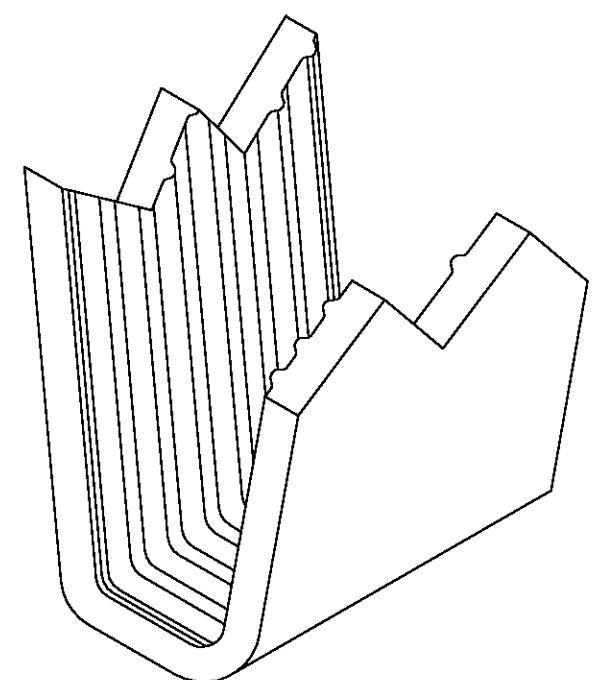
THIS DRAWING IS UNPUBLISHED. RELEASED FOR PUBLICATION  
 © COPYRIGHT BY TYCO ELECTRONICS CORPORATION. ALL RIGHTS RESERVED.

LOC	DIST	REVISIONS				
P	LTR	DESCRIPTION	DATE	DWN	APVD	
AF	50	0	TRANSFERED TO TYCO FORMAT	31MAR03	MF EH	

- 1 CRIMPBAND MATERIAL PROVIDED IN CONTINUOUS STRIP.
- 2 REFERENCE DESCRIPTIVE PART NUMBER L0326R12B.
- 3 BLANK LENGTH DETERMINED BY 032 TOOLSET.



TYP. CROSS SECTION



PARTIAL FORMED VIEW (REF)  
FORMED BY APPLICATION TOOLING

1601554-1  
PART NUMBER

THIS DRAWING IS A CONTROLLED DOCUMENT.		DWN 31MAR2003 MICHAEL S. FEHER	Tyco Electronics Corporation Harrisburg, PA 17105-3608		
DIMENSIONS: INCHES		CHK 31MAR2003 EDWARD HOWARD			
		APVD 31MAR2003 EDWARD HOWARD	NAME -		
TOLERANCES UNLESS OTHERWISE SPECIFIED:		PRODUCT SPEC	CRIMPBAND, MTM		
0 PLC ± - 1 PLC ± - 2 PLC ± - 3 PLC ± .005 4 PLC ± - ANGLES ± -		APPLICATION SPEC	-		
MATERIAL UNS C26000 BRASS		WEIGHT	SIZE A3	CAGE CODE 00779	DRAWING NO 1601554
FINISH NONE		CUSTOMER DRAWING	RESTRICTED TO -		
		SCALE 1:1	SHEET 1 OF 1	REV 0	