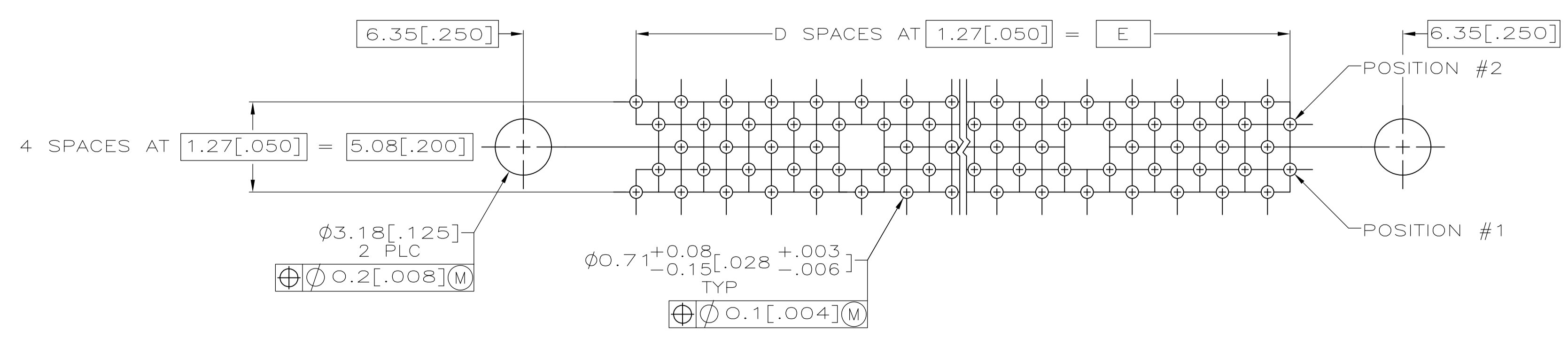
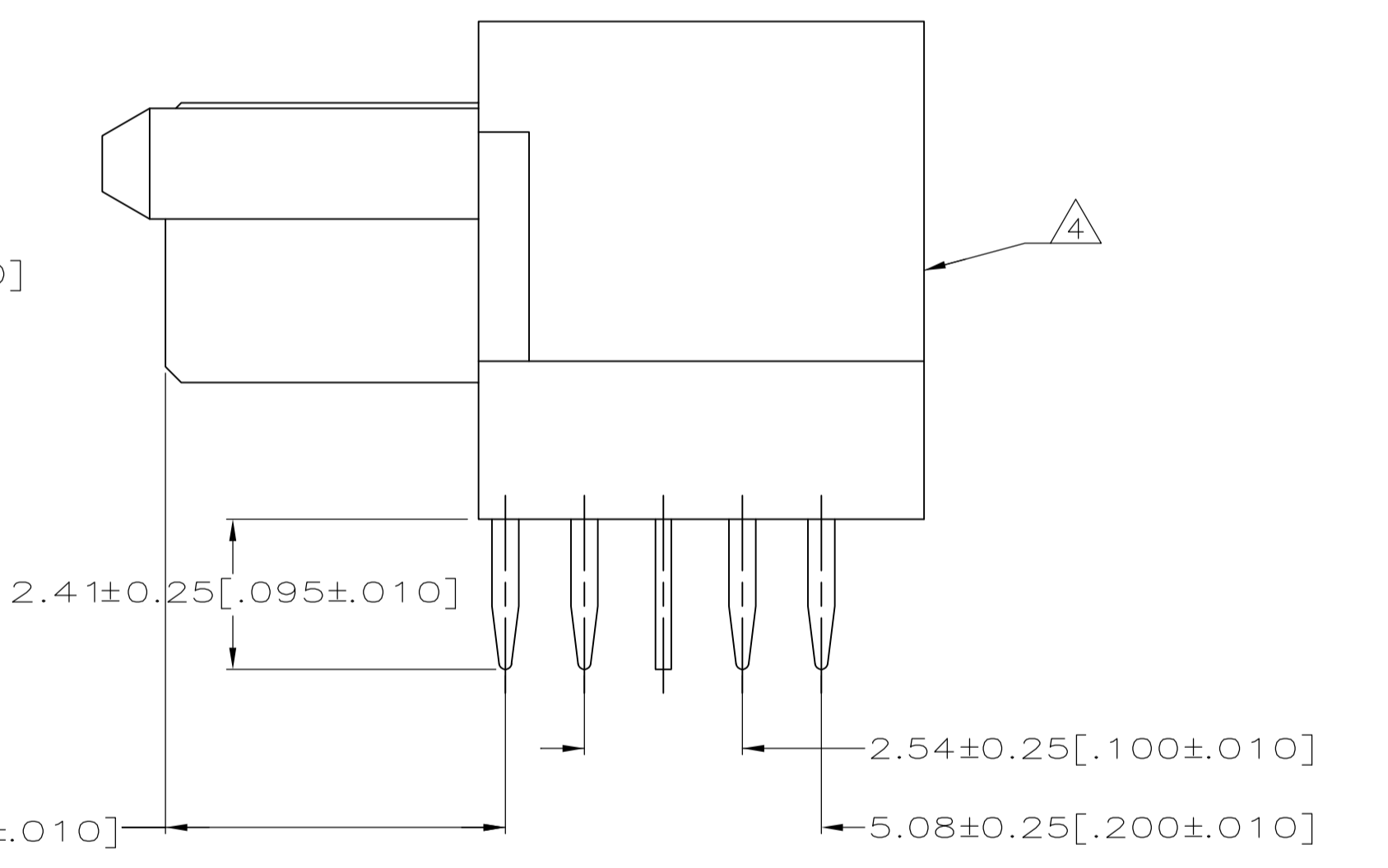
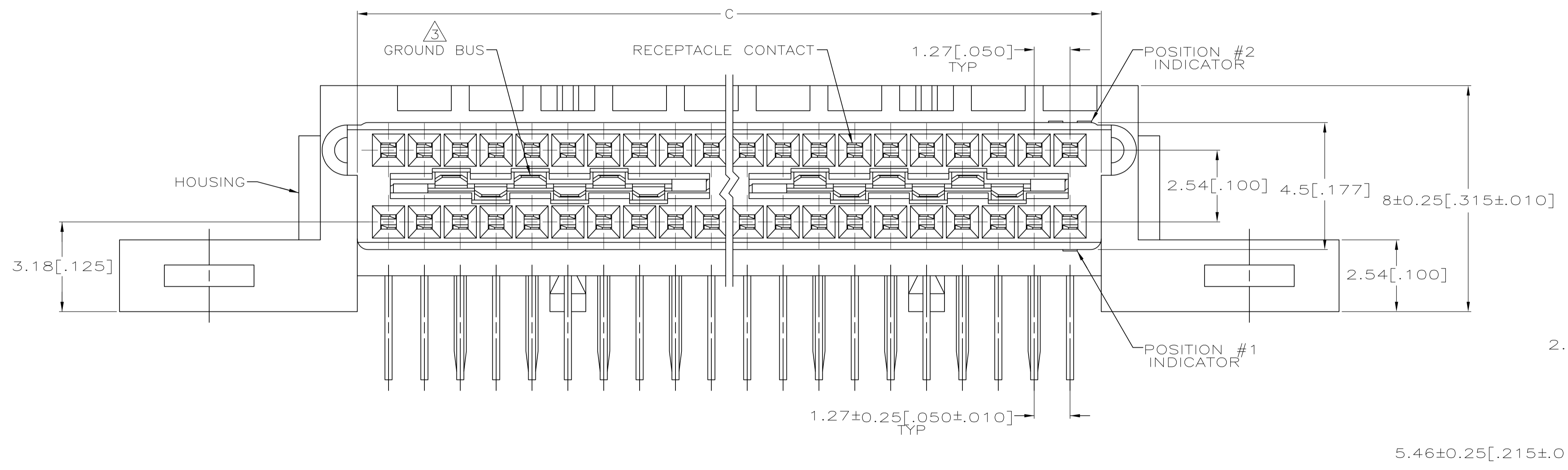


- 1 MOLDED PARTS: HIGH TEMPERATURE THERMOPLASTIC, COLOR NATURAL.
RECEPTACLE CONTACTS: PHOSPHOR BRONZE.
GROUND BUSES: PHOSPHOR BRONZE.
- 2 CONTACTS & GROUND BUSES: 0.00076(.000030) MIN. GOLD PER ASTM B 488 ON CONTACT AREA, 0.00254-0.00762(.000100-.000300) MATTE TIN PER ASTM B 545 ON SOLDER TAIL, ALL OVER 0.00127-0.00254(.000050-.000100) MATTE NICKEL PER SAE AMS-QQ-N-290 ON ENTIRE CONTACT.
- 3 ONE GROUND BUS WITH 4 TAILS PER EACH 20 RECEPTACLE CONTACTS.
- 4 ASSEMBLIES 140 POSITIONS OR SMALLER HAVE A ONE PIECE ORGANIZER. ASSEMBLIES 160 POSITIONS OR LARGER HAVE MULTIPLE ORGANIZERS OF 40 AND/OR 60 POSITIONS.



RECOMMENDED PC BOARD HOLE LAYOUT (VIEWED FROM CONNECTOR SIDE)

OBSOLETE	125.73 [4.950]	99	127.94 [5.037]	138.43 [5.450]	144.78 [5.700]	200	5536295-9
	100.33 [3.950]	79	102.54 [4.037]	113.03 [4.450]	119.38 [4.700]	160	5536295-7
OBSOLETE	74.93 [2.950]	59	77.14 [3.037]	87.63 [3.450]	93.98 [3.700]	120	5536295-5
	62.23 [2.450]	49	64.44 [2.537]	74.93 [2.950]	81.28 [3.200]	100	5536295-4
	49.53 [1.950]	39	51.74 [2.037]	62.23 [2.450]	68.58 [2.700]	80	5536295-3
OBSOLETE	36.83 [1.450]	29	39.04 [1.537]	49.53 [1.950]	55.88 [2.200]	60	5536295-2
	24.13 [0.950]	19	26.34 [1.037]	36.83 [1.450]	43.18 [1.700]	40	5536295-1
	E	D	C	B	A	NO OF POS	PART NUMBER

THIS DRAWING IS A CONTROLLED DOCUMENT.

DIMENSIONS: mm [INCHES]	TOLERANCES UNLESS OTHERWISE SPECIFIED:	APPROVED: D. DIXON	DATE: 01-19-05	NAME: RECEPTACLE ASSEMBLY, RIGHT ANGLE, 2.41[095] TAIL, BOARD TO BOARD, MICRO-STRIP
0 PLC ± -	1 PLC ± -	2 PLC ± -	3 PLC ± 0.13[005]	4 PLC ± -
ANGLES ± -				
MATERIAL:	FINISH:	SIZE: A1	SCALE: 10:1	RESTRICTED TO: -
CUSTOMER DRAWING		WEIGHT: -	DATE: 00779	REV: 02

Tyco Electronics Corporation, Harrisburg, PA 17105-3608