

Type 12 Mild Steel Two Door Wallmount Enclosure *Eclipse Series*

Hinge Door with Handle



Application

- Designed to enclose electrical and/or electronic equipment and protect against harsh, industrial environments for wallmount applications.
- Impressive styling features like hidden hinges, attractive latching systems make the Eclipse a suitable addition to any high-tech equipment installation.
- A wide range of sizes and practical accessories make this product line a complete package.

Standards

- UL 508 Type 12, 3R unless marked¹
- CSA Type 12, 3R
- Complies with
 - NEMA 12, 3R
 - IEC 60529, IP54

Construction

- Formed 14 gauge steel.
- Smooth, continuously welded seams ground smooth.
- Door stiffeners are provided for increased strength and rigidity also designed to permit additional mounting options.
- Formed lip on enclosure to exclude flowing liquids and contaminants.
- Doors may be easily removed for modifications and are interchangeable.
- Oil resistant gaskets are permanently secured.
- Collar studs provided for mounting inner panel.
- Includes hardware kit with panel mounting nuts and sealing washers for wall mounting holes.
- Bonding stud provided on door and grounding stud installed in enclosure.
- Doors are secured with a three point key lockable handle.
- Hinges are constructed from 304 stainless steel.
- Key lockable handle is zinc diecast with black epoxy finish.
- Hinge pins are stainless steel.
- Door alignment guides provided on all doors.

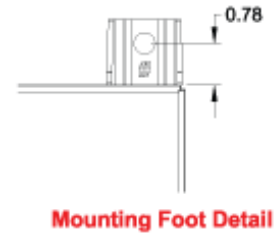
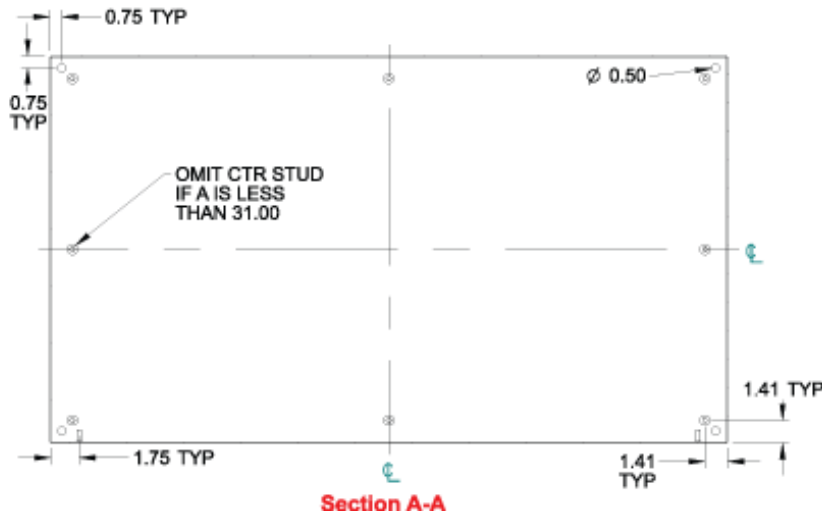
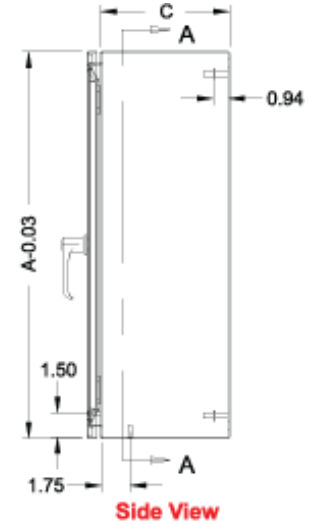
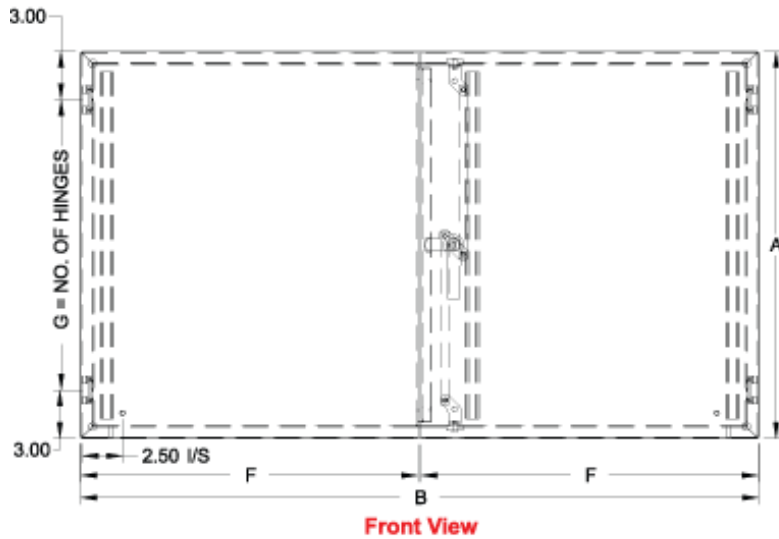
Finish

- Cover and enclosure are phosphatized and finished with a recoatable powder inside and out with choice of ANSI 61 smooth Gray (GY) or RAL7035 textured light gray (LG).

Accessories

- Cooling Products
- Ventilation
- Blowers and Fans
- DIN Rails

- DIN Rail Mounting Kit
- Door Stop Kit
- Gland Plates
- Handles
- Literature Pocket
- Replacement Hinge Pins
- Type 4 Hardware Kits
- Window Kits
- Drip Shield Kit
- Filtered Fans
- Heaters
- Inner Panels
- Rear Hole Plugs
- Temperature Controls
- Touch-Up Spray Paint
- Ground Wire Kits



Part No. (ANSI 61 Gray)	Part No. (RAL7035 Light Gray)	Overall Dimensions				# of Hinges	Opt. Panel Part No.	Panel Size		Ship Wt. (lbs)
		A	B	C	F			D	E	
EN4TD24428GY	EN4TD24428LG	24.00	42.00	8.00	20.88	2	EP2442	22.20	40.20	80
EN4TD24488GY	EN4TD24488LG	24.00	48.00	8.00	23.88	2	EP2448	22.20	46.20	95
EN4TD30488GY	EN4TD30488LG	30.00	48.00	8.00	23.88	3	EP3048	28.20	46.20	105
EN4TD244210GY	EN4TD244210LG	24.00	42.00	10.00	20.88	2	EP2442	22.20	40.20	85
EN4TD304210GY	EN4TD304210LG	30.00	42.00	10.00	20.88	3	EP3042	28.20	40.20	117
EN4TD304810GY	EN4TD304810LG	30.00	48.00	10.00	23.88	3	EP3048	28.20	46.20	112
EN4TD306010GY	EN4TD306010LG	30.00	60.00	10.00	29.88	3	EP3060	28.20	58.20	145
EN4TD306012GY	EN4TD306012LG	30.00	60.00	12.00	29.88	3	EP3060	28.20	58.20	152
EN4TD364212GY	EN4TD364212LG	36.00	42.00	12.00	20.88	3	EP3642	34.20	42.20	121
EN4TD364812GY	EN4TD364812LG	36.00	48.00	12.00	23.88	3	EP3648	34.20	46.20	135
EN4TD366012GY	EN4TD366012LG	36.00	60.00	12.00	29.88	3	EP3660	34.20	58.20	165
EN4TD484812GY ¹	EN4TD484812LG ¹	48.00	48.00	12.00	23.88	4	EP4848	46.20	46.20	165

¹ Approved to CSA/CSAus Type 12, 3R only

Data subject to change without notice

© 2017. Hammond Manufacturing Ltd. All rights reserved.