

"High Frequency Ceramic Solutions"

2.45 GHz Medium Performance Balun (Compatible with TDK)

P/N 2450BL15K100

Detail Specification: 07/11/03

Page 1 of 2

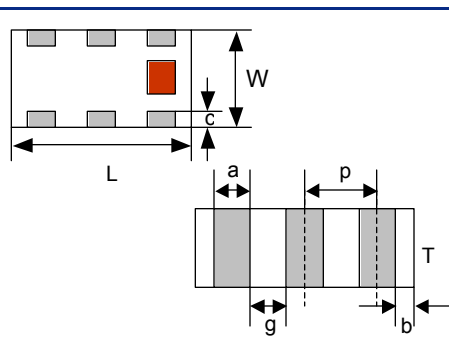
General Specifications

Part Number	2450BL15K100
Frequency (MHz)	2400~2500
Unbalanced Impedance	50 Ω
Differential Balanced Imp.	100 Ω
Insertion Loss	1.0 dB max.
Return Loss	9.5 dB min.
Phase Difference (degree)	180 ± 10
Amplitude Difference	2 dB max.

Operating Temperature	-40 to +85°C
Reel Quantity	4,000
Power Capacity	3 watts max.

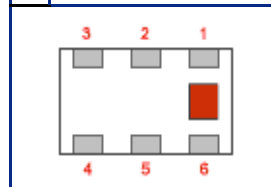
Mechanical Dimensions

	In	mm
L	0.079 ± 0.004	2.00 ± 0.10
W	0.049 ± 0.004	1.25 ± 0.10
T	0.033 ± 0.004	0.85 ± 0.10
a	0.012 ± 0.004	0.30 ± 0.10
b	0.008 ± 0.004	0.20 ± 0.10
c	0.012 +.004/-.008	0.30 +0.1/-0.2
g	0.014 ± 0.004	0.35 ± 0.10
p	0.026 ± 0.002	0.65 ± 0.05



Terminal Configuration

No.	Function
1	Unbalanced Port
2	GND or DC feed
3	Balanced Port
4	Balanced Port
5	GND
6	NC

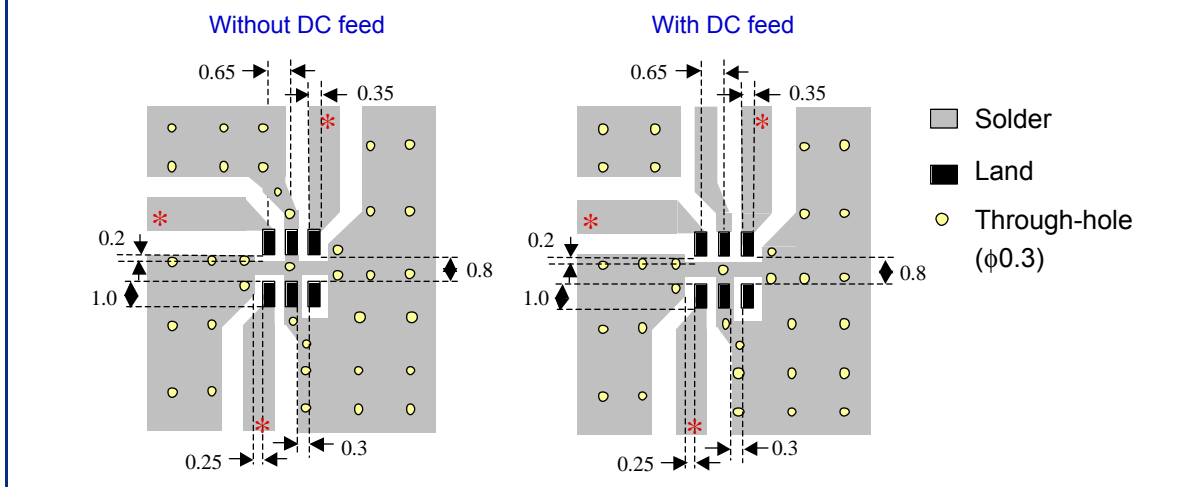


Mounting Considerations

Mount these devices with brown mark facing up.

Line width should be designed to provide proper impedance matching characteristics.

Units: mm



Johanson Technology, Inc. reserves the right to make design changes without notice.

All sales are subject to Johanson Technology, Inc. terms and conditions.

"High Frequency Ceramic Solutions"

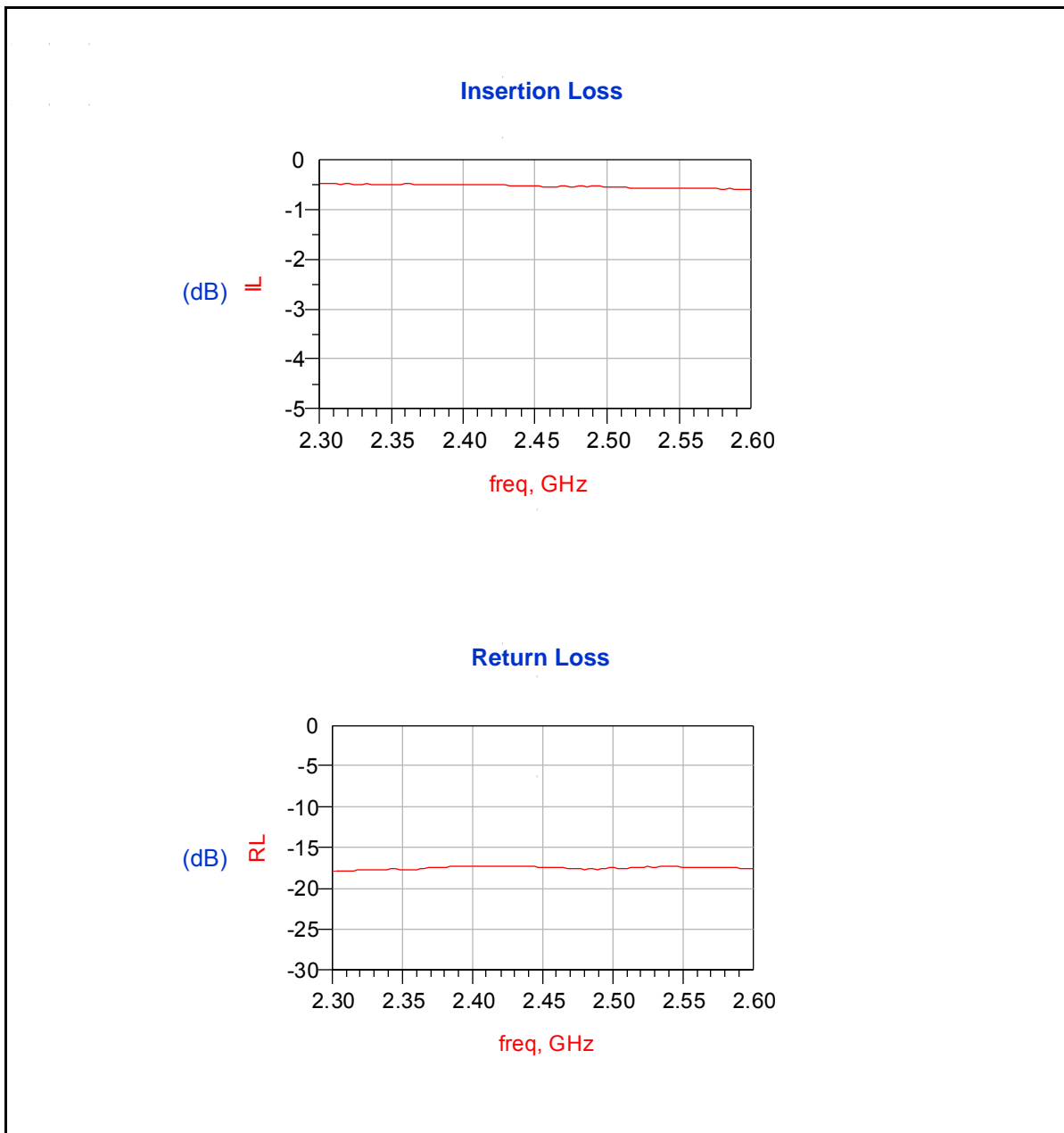
2.45 GHz Medium Performance Balun (Compatible with TDK)

P/N 2450BL15K100

Detail Specification: 07/11/03

Page 2 of 2

Typical Electrical Performance (T=25°C)



Johanson Technology, Inc. reserves the right to make design changes without notice.

All sales are subject to Johanson Technology, Inc. terms and conditions.



www.johansontechnology.com

931 Via Alondra • Camarillo, CA 93012 • TEL 805.389.1166 FAX 805.389.1821

2003 Johanson Technology, Inc. All Rights Reserved