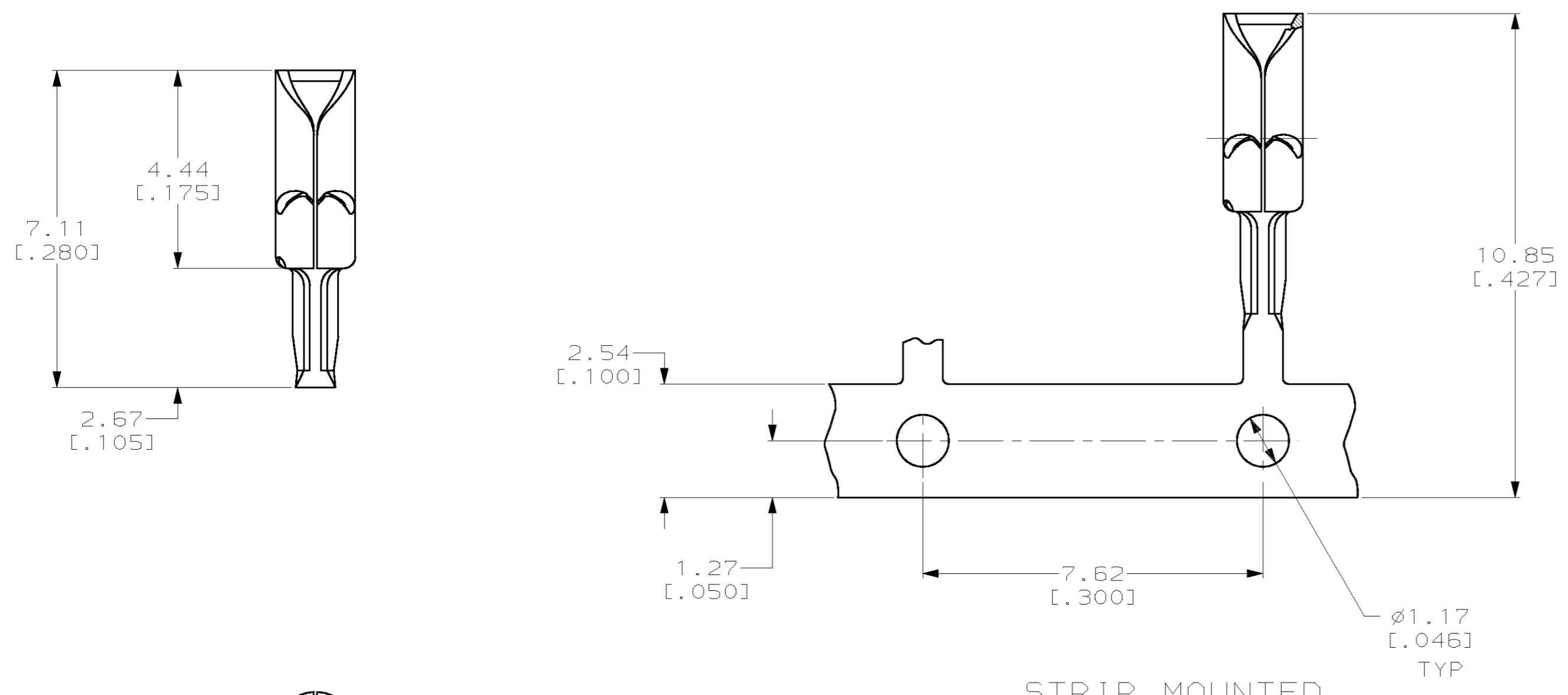
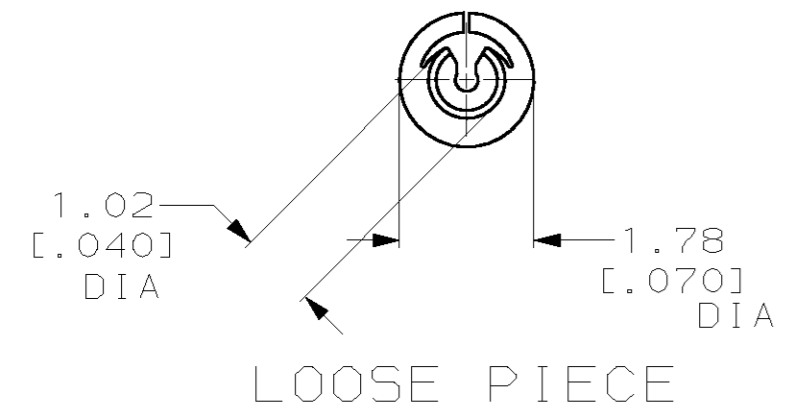


THIS DRAWING IS UNPUBLISHED. RELEASED FOR PUBLICATION .19  
 BY AMP INCORPORATED. ALL RIGHTS RESERVED.

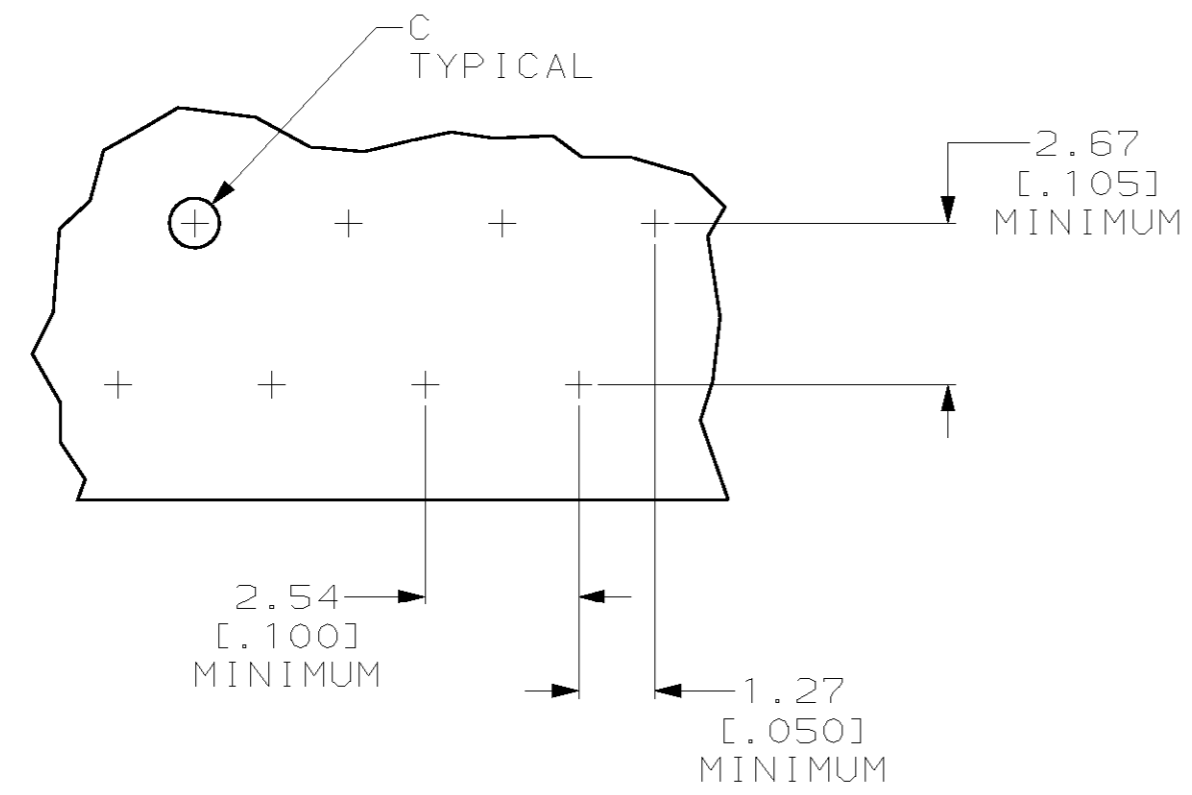
LOC	DIST	REVISIONS			
P	LTR	DESCRIPTION	DATE	DWN	APVD
AA	28	D	REDRAWN PER 0G3A-0234-00	31MAY00	JR EH



1. ALL DIMENSIONS SHOWN ARE FOR REFERENCE ONLY.
  2. FOR USE IN PRINTED CIRCUIT, 3/64-1/16 THICK.
  3. WIRE RANGE: 26-28 AWG (SOLID) OR (STRANDED) WIRE. MAXIMUM OUTSIDE DIAMETER 0.91 [.036].
  4. FURNISHED AS LOOSE PIECE OR STRIP MOUNTED BY SMALL END OF BARREL.
  5. TERMINAL SHALL ACCOMMODATE ONE OR TWO WIRES OF THE SAME TYPE AND WITHIN +/- ONE WIRE GAUGE SIZE.
  6. STRIPE OF NICKEL SOLDER RESIST INSIDE OF TERMINAL PREVENTS SOLDER WICKING.
7. SELECTIVELY PREPLATED 0.00381 [.000150] MIN MATTE TIN-LEAD OVER 0.00127 [.000050] MIN MATTE NICKEL.



LOOSE PIECE



SUGGESTED PRINTED CIRCUIT BOARD MOUNTING DIMENSIONS  
SCALE 8:1

PUNCHED HOLE	DRILLED HOLE	DESCRIPTION	PART NUMBER
0.86-0.96 [.034-.038]	0.91-1.02 [.036-.040]	STRIP MOUNTED	553015-2
		LOOSE PIECE	553015-1

<small>THIS DRAWING IS A CONTROLLED DOCUMENT FOR AMP INCORPORATED. IT IS SUBJECT TO CHANGE AND THE CONTROLLING ENGINEERING ORGANIZATION SHOULD BE CONTACTED FOR THE LATEST REVISION.</small>		DWN JR RUTH 26MAY00	AMP Incorporated Harrisburg, PA 17105-3608	
DIMENSIONS: mm [INCHES]		CHK E HOWARD 26MAY00	NAME	
		APVD E HOWARD 26MAY00	PRODUCT SPEC	
TOLERANCES UNLESS OTHERWISE SPECIFIED: 0 PLC ±- 1 PLC ±- 2 PLC ±- 3 PLC ±- 4 PLC ±- ANGLES ±- FINISH		APPLICATION SPEC		
MATERIAL PHOS BRONZE		WEIGHT -		SIZE A2
		CUSTOMER DRAWING		CAGE CODE 00779
		DRAWING NO C-553015		SCALE 10:1
		SHEET 1 OF 1		REV D

553015