

# DTC114EUA

## NPN Digital Transistors

### Features

- Lead Free Finish/RoHS Compliant ("P" Suffix designates RoHS Compliant. See ordering information)
- Epoxy meets UL 94 V-0 flammability rating
- Moisture Sensitivity Level 1
- Built-in bias resistors enable the configuration of an inverter circuit without connecting external input resistors
- The bias resistors consist of thin-film resistors with complete isolation to allow negative biasing of the input. They also have the advantage of almost completely eliminating parasitic effects.
- Only the on/off conditions need to be set for operation, making device design easy
- Halogen free available upon request by adding suffix "-HF"

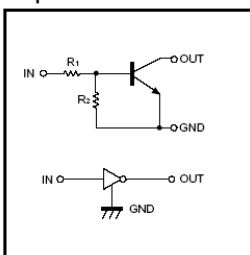
### Absolute maximum ratings @ 25°C

Symbol	Parameter	Min	Typ	Max	Unit
V <sub>CC</sub>	Supply voltage	---	50	---	V
V <sub>IN</sub>	Input voltage	-10	---	40	V
I <sub>O</sub>	Output current	---	50	100	mA
P <sub>d</sub>	Power dissipation	---	200	---	mW
T <sub>j</sub>	Junction temperature	---	150	---	°C
T <sub>stg</sub>	Storage temperature	-55	---	150	°C

### Electrical Characteristics @ 25°C

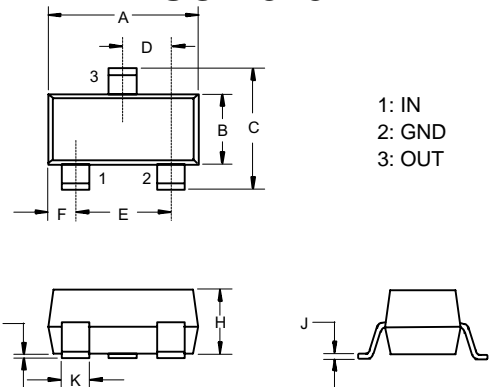
Symbol	Parameter	Min	Typ	Max	Unit
V <sub>I(off)</sub>	Input voltage (V <sub>CC</sub> =5V, I <sub>O</sub> =100 μA)	---	---	0.5	V
V <sub>I(on)</sub>	Input voltage (V <sub>O</sub> =0.3V, I <sub>O</sub> =10mA)	3.0	---	---	V
V <sub>O(on)</sub>	Output voltage (I <sub>O</sub> /I <sub>I</sub> =10mA/0.5mA)	---	0.1	0.3	V
I <sub>I</sub>	Input current (V <sub>I</sub> =5V)	---	---	0.88	mA
I <sub>O(off)</sub>	Output current (V <sub>CC</sub> =50V, V <sub>I</sub> =0)	---	---	0.5	μA
G <sub>I</sub>	DC current gain (V <sub>O</sub> =5V, I <sub>O</sub> =5mA)	30	---	---	
R <sub>1</sub>	Input resistance	7.0	10	13	KΩ
R <sub>2</sub> /R <sub>1</sub>	Resistance ratio	0.8	1.0	1.2	
f <sub>T</sub>	Transition frequency (V <sub>CE</sub> =10V, I <sub>E</sub> =5mA, f=100MHz)	---	250	---	MHz

### Equivalent circuit



MARKING: 24

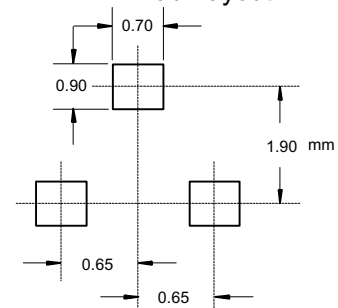
### SOT-323



### DIMENSIONS

DIM	INCHES		MM		NOTE
	MIN	MAX	MIN	MAX	
A	.071	.087	1.80	2.20	
B	.045	.053	1.15	1.35	
C	.079	.087	2.00	2.20	
D	.026 Nominal		0.65Nominal		
E	.047	.055	1.20	1.40	
F	.012	.016	.30	.40	
G	.000	.004	.000	.100	
H	.035	.039	.90	1.00	
J	.004	.010	.100	.250	
K	.012	.016	.30	.40	

### Suggested Solder Pad Layout



# DTC114EUA



Micro Commercial Components

## ●Electrical characteristic curves




Fig.1 Input voltage vs. output current (ON characteristics)

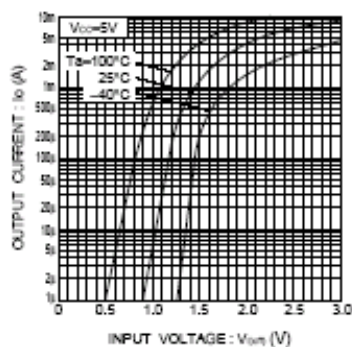


Fig.2 Output current vs. input voltage (OFF characteristics)

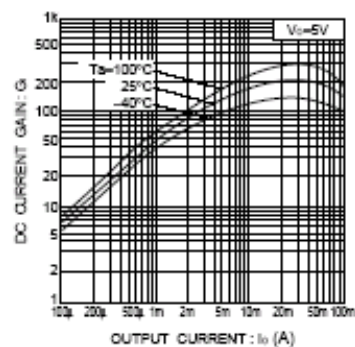


Fig.3 DC current gain vs. output current




Fig.4 Output voltage vs. output current



Micro Commercial Components

### Ordering Information :

Device	Packing
Part Number-TP	Tape&Reel; 3Kpcs/Reel

Note : Adding "-HF" suffix for halogen free, eg. Part Number-TP-HF

#### \*\*\*IMPORTANT NOTICE\*\*\*

**Micro Commercial Components Corp.** reserves the right to make changes without further notice to any product herein to make corrections, modifications, enhancements, improvements, or other changes. **Micro Commercial Components Corp.** does not assume any liability arising out of the application or use of any product described herein; neither does it convey any license under its patent rights, nor the rights of others. The user of products in such applications shall assume all risks of such use and will agree to hold **Micro Commercial Components Corp.** and all the companies whose products are represented on our website, harmless against all damages.

#### \*\*\*LIFE SUPPORT\*\*\*

MCC's products are not authorized for use as critical components in life support devices or systems without the express written approval of Micro Commercial Components Corporation.

#### \*\*\*CUSTOMER AWARENESS\*\*\*

Counterfeiting of semiconductor parts is a growing problem in the industry. Micro Commercial Components (MCC) is taking strong measures to protect ourselves and our customers from the proliferation of counterfeit parts. MCC strongly encourages customers to purchase MCC parts either directly from MCC or from Authorized MCC Distributors who are listed by country on our web page cited below. Products customers buy either from MCC directly or from Authorized MCC Distributors are genuine parts, have full traceability, meet MCC's quality standards for handling and storage. **MCC will not provide any warranty coverage or other assistance for parts bought from Unauthorized Sources.** MCC is committed to combat this global problem and encourage our customers to do their part in stopping this practice by buying direct or from authorized distributors.

[www.mccsemi.com](http://www.mccsemi.com)