



Micro Commercial Components



Micro Commercial Components
 20736 Marilla Street Chatsworth
 CA 91311
 Phone: (818) 701-4933
 Fax: (818) 701-4939

BAT54WX

200mWatt, 30Volt Schottky Diodes

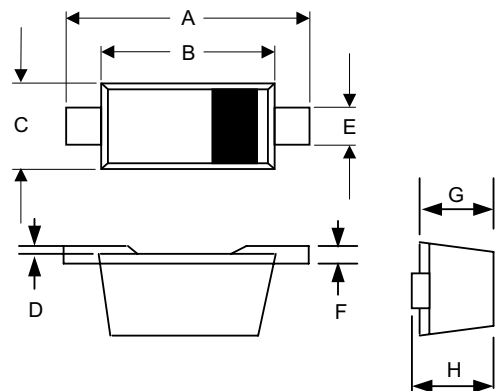
Features

- Extremely-Fast Switching Speed
- Low Forward Voltage Drop
- Epoxy meets UL 94 V-0 flammability rating
- Moisture Sensitivity Level 1
- Marking Code: JV
- Lead Free Finish/RoHS Compliant ("P" Suffix designates RoHS Compliant. See ordering information)

Maximum Ratings

Symbol	Rating	Rating	Unit
V_{RRM}	Peak Repetitive Reverse Voltage	30	V
V_{RWM}	Working Peak Reverse Voltage		
V_R	DC Blocking Voltage		
I_F	Forward Current	200	mA
$R_{\theta JA}$	Thermal Resistance Junction to Ambient	635	$^{\circ}C/W$
P_D	Power dissipation	200	mW
T_J	Junction Temperature	-65 to +150	$^{\circ}C$
T_{STG}	Storage Temperature	-65 to +150	$^{\circ}C$
I_{FRM}	Repetitive peak forward current	300	mA
I_{FSM}	Peak forward current (9t=1us)	600	mA

SOD-523

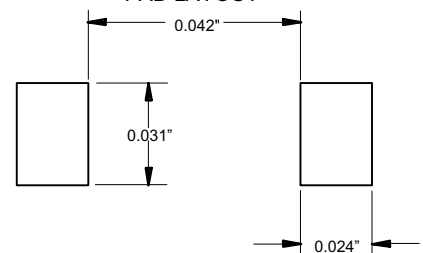


Electrical Characteristics @ 25°C Unless Otherwise Specified

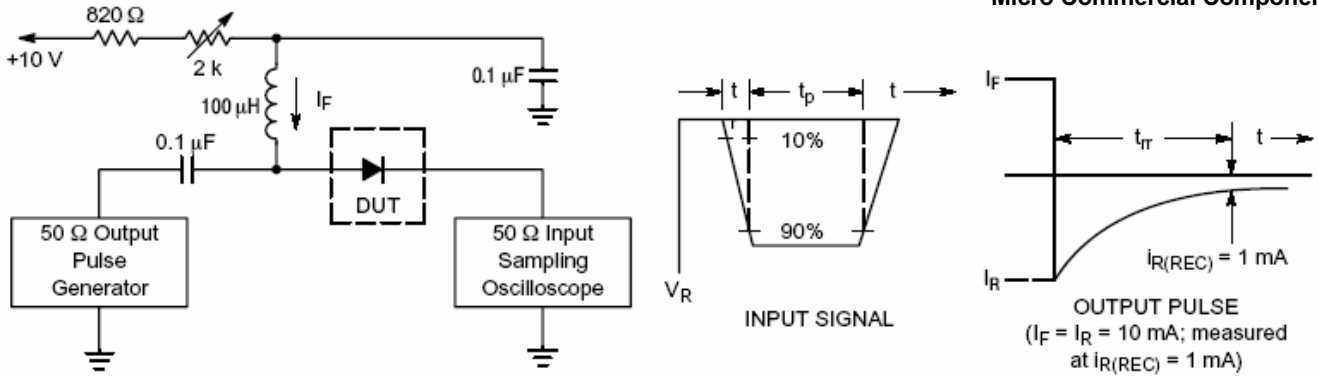
Symbol	Parameter	Min	Max	Test Conditions
$V_{(BR)}$	Reverse Breakdown Voltage	30V		$I_R=10 \mu A$
I_R	Reverse Voltage Leakage Current		2 μA	$V_R=25V$
V_F	Forward Voltage		0.24V	$I_F=0.1mA$
			0.50V	$I_F=30mA$
			0.80V	$I_F=100mA$
		0.32V		$I_F=1.0mA$
		0.40V		$I_F=10mA$
C_T	Total Capacitance		10pF	$V_R=1V, f=1MHz$
t_{rr}	Reverse Recovery Time		5ns	$I_{FR}=10mA, I_R=10mA \sim 1mA$

DIM	DIMENSIONS				NOTE
	INCHES		MM		
	MIN	MAX	MIN	MAX	
A	.059	.067	1.50	1.70	
B	.043	.051	1.10	1.30	
C	.030	.033	0.75	0.85	
D	.001	.003	0.01	0.07	
E	.010	.014	0.25	0.35	
F	.003	.006	0.08	0.15	
G	.020	.028	0.50	0.70	
H	.020	.031	0.51	0.77	

SUGGESTED SOLDER PAD LAYOUT



BAT54WX



- Notes: 1. A 2.0 kΩ variable resistor adjusted for a Forward Current (I_F) of 10 mA.
 2. Input pulse is adjusted so $I_{R(peak)}$ is equal to 10 mA.
 3. $t_p \gg t_{tr}$

Figure 1. Recovery Time Equivalent Test Circuit

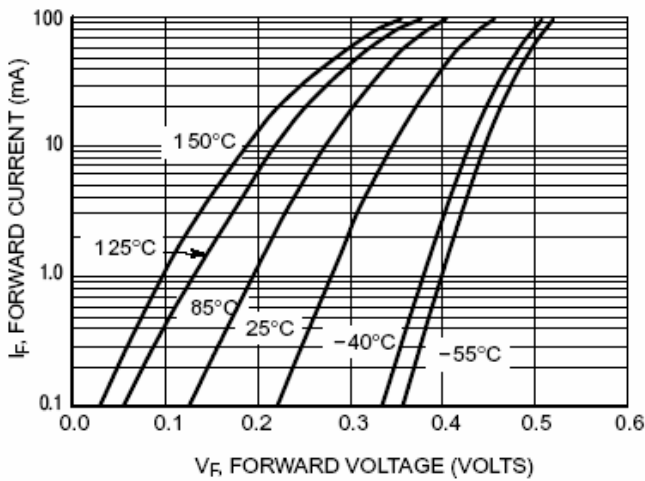


Figure 2. Forward Voltage

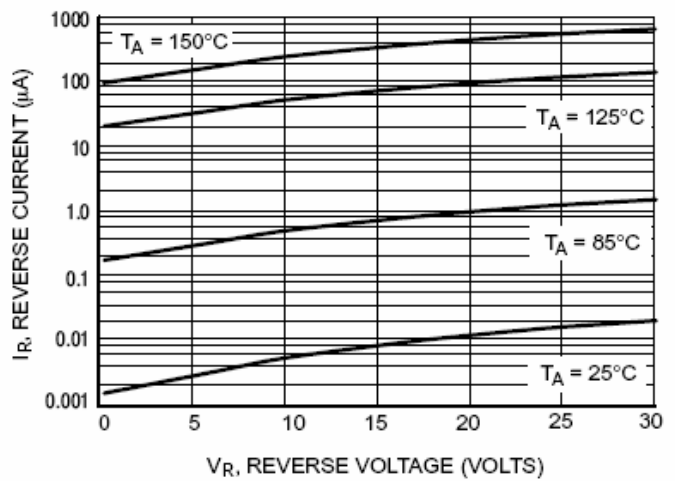


Figure 3. Leakage Current

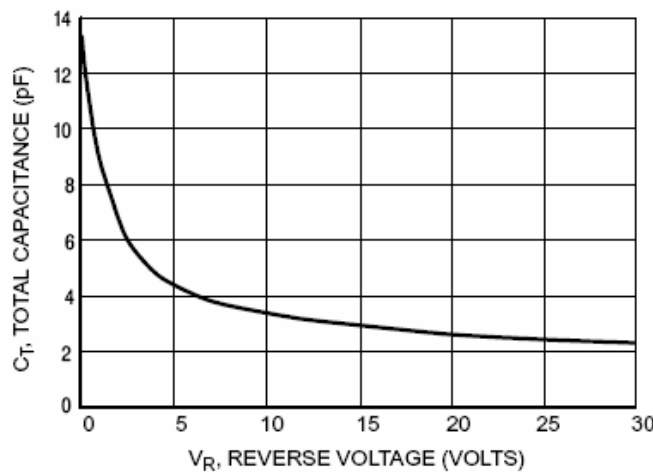


Figure 4. Total Capacitance



Micro Commercial Components

Ordering Information :

Device	Packing
Part Number-TP	Tape&Reel: 8Kpcs/Reel

*****IMPORTANT NOTICE*****

Micro Commercial Components Corp. reserves the right to make changes without further notice to any product herein to make corrections, modifications , enhancements , improvements , or other changes . **Micro Commercial Components Corp .** does not assume any liability arising out of the application or use of any product described herein; neither does it convey any license under its patent rights ,nor the rights of others . The user of products in such applications shall assume all risks of such use and will agree to hold **Micro Commercial Components Corp .** and all the companies whose products are represented on our website, harmless against all damages.

*****LIFE SUPPORT*****

MCC's products are not authorized for use as critical components in life support devices or systems without the express written approval of Micro Commercial Components Corporation.

*****CUSTOMER AWARENESS*****

Counterfeiting of semiconductor parts is a growing problem in the industry. Micro Commercial Components (MCC) is taking strong measures to protect ourselves and our customers from the proliferation of counterfeit parts. MCC strongly encourages customers to purchase MCC parts either directly from MCC or from Authorized MCC Distributors who are listed by country on our web page cited below. Products customers buy either from MCC directly or from Authorized MCC Distributors are genuine parts, have full traceability, meet MCC's quality standards for handling and storage. **MCC will not provide any warranty coverage or other assistance for parts bought from Unauthorized Sources.** MCC is committed to combat this global problem and encourage our customers to do their part in stopping this practice by buying direct or from authorized distributors.