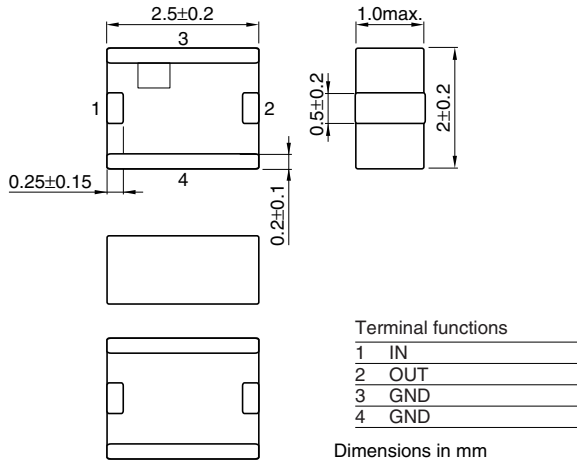


Multilayer Chip Band Pass Filters For Bluetooth & 2.4GHz W-LAN

Conformity to RoHS Directive

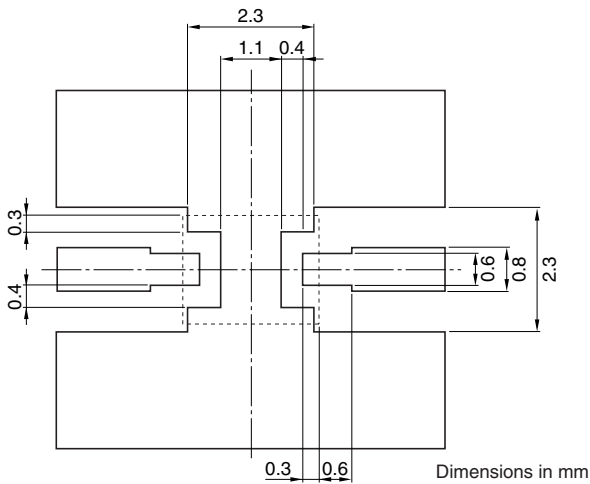
DEA Series DEA252450BT-2024D4

SHAPES AND DIMENSIONS



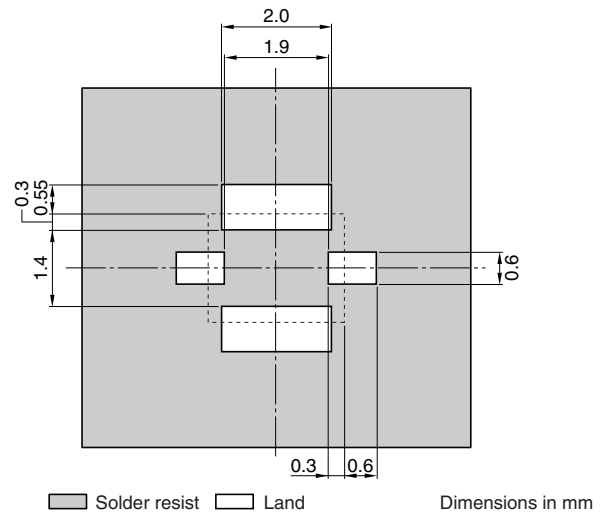
RECOMMENDED PC BOARD PATTERNS

LAND



Line width be designed to match 50Ω characteristic impedance depending on PCB material and thickness.

SOLDER RESIST



ELECTRICAL CHARACTERISTICS

Item			Minimum value	Typical value	Maximum value
Insertion loss	[2400 to 2500MHz]	(dB)	—	2.23	3.0
Return loss	[2400 to 2500MHz]	(dB)	10.0	18.2	—
Attenuation	[880 to 960MHz]	(dB)	50.0	52.6	—
	[1565 to 1585MHz]	(dB)	50.0	55.2	—
	[1710 to 1880MHz]	(dB)	40.0	49.4	—
	[1930 to 1990MHz]	(dB)	40.0	42.9	—
	[2110 to 2170MHz]	(dB)	33.0	42.8	—
Temperature range	Operating	(°C)	−40	—	+85
	Storage	(°C)	−40	—	+85

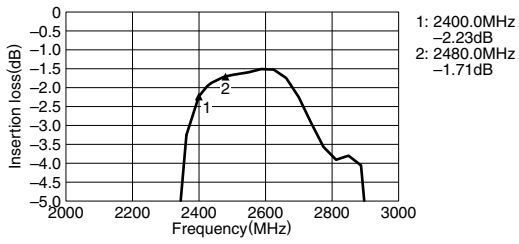
• Ta: +25°C

• Conformity to RoHS Directive: This means that, in conformity with EU Directive 2002/95/EC, lead, cadmium, mercury, hexavalent chromium, and specific bromine-based flame retardants, PBB and PBDE, have not been used, except for exempted applications.

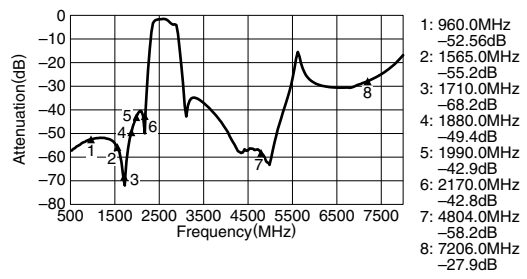
• All specifications are subject to change without notice.

FREQUENCY CHARACTERISTICS

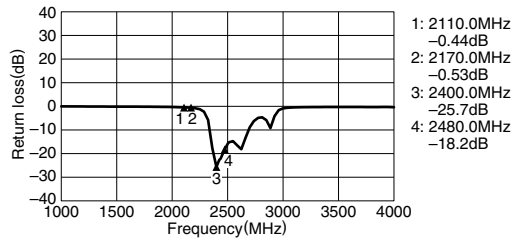
INSERTION LOSS



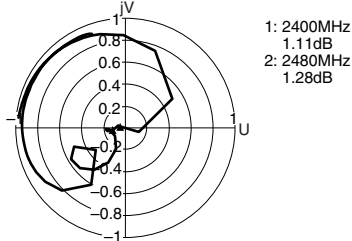
ATTENUATION



RETURN LOSS



VSWR



• All specifications are subject to change without notice.