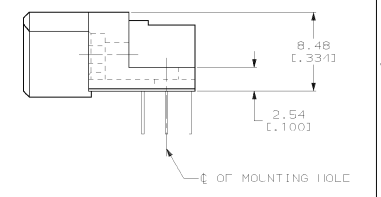
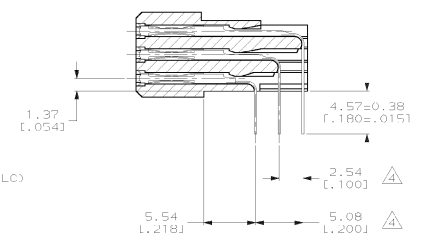
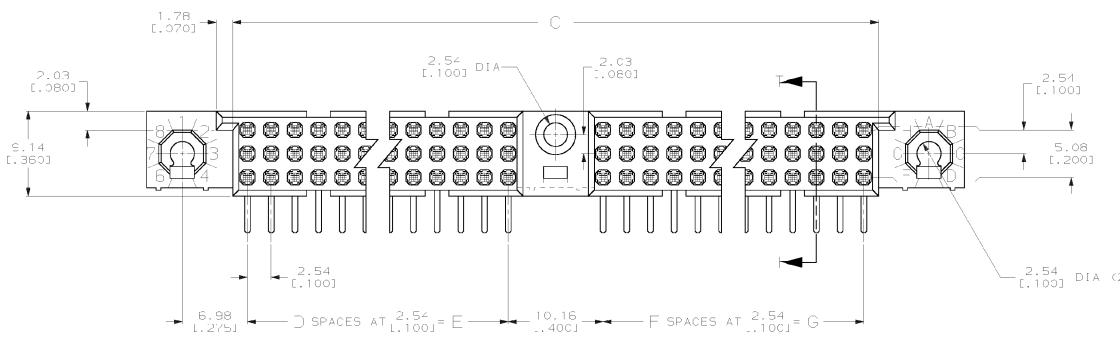
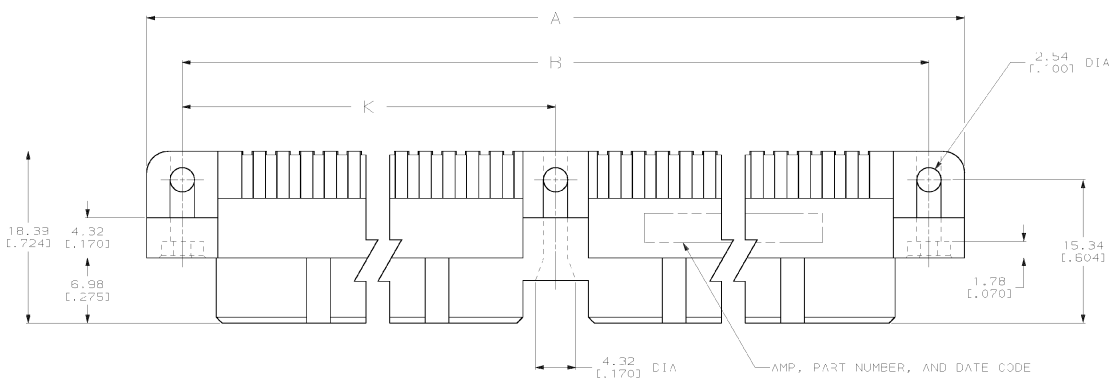
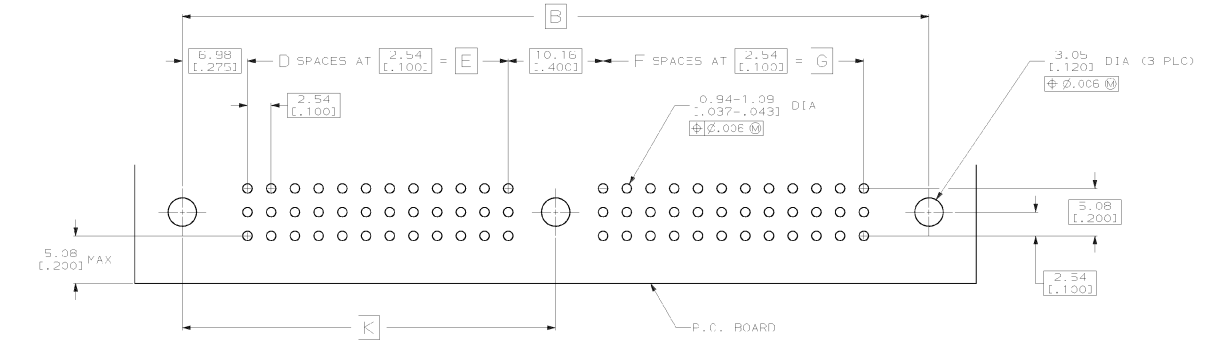


REV	DATE	BY	CHK	APP	DESCRIPTION	DATE	APP
E	06/20/90	AD	25		CCN AD4218	06/20/90	REG
F	06/20/90				ECN 0010-1068-93 C.J.	06/20/90	SES
G					REVISEE PER ECN 0010-0841-93 T.S.	01-11-95	SS
I					PER EC 0564-55 T.S.	01-11-95	GS
J					PER EC 0328-56 T.S.	05-28-96	JR
K					REVISED PER CS12-0091-03	01-04-03	WLM



SECTION T-T



RECOMMENDED P.C. BOARD LAYOUT



DIM NOT SCALE PRINT, UNLESS SPECIFIED DIMENSIONS IN MM (INCHES)		DR 06/20/90 P.A. SEI/FIED		PART NO	
TOLERANCES ON 1	2 PLC DEC ±	CHC 06/20/90	G. SKIPPER	AMP AMP Incorporated Harrisburg, PA 17105-3506	
3 PLC DEC ± 0.3 L.005	ANGLES	APD 06/20/90	G. SKIPPER		
MATERIAL		APD 06/20/90	E. SKIPPER	NAME: 3 ROW, RECEPTACLE ASSEMBLY, 1 6JDC P/N, 3 MOUNTING HOLES, 4.57 [0.180] LONG SOLDER TAILS, .00076 [0.00030] GOLD PLATE	
FINISH		PRODUCT SPEC			
APPLICATION SPEC		SCALE: 4:1	SIZE: 00779	DRAWING NO: 532918	
HEIGHT				SHEET: 1 OF 2	

CUSTOMER DRAWING

THIS DRAWING IS UNPUBLISHED. RELEASED FOR PUBLICATION .19
 © COPYRIGHT 19 BY AMP INCORPORATED. ALL INTERNATIONAL RIGHTS RESERVED.

REV	DATE	BY	CHK	APP	DESCRIPTION	DATE	APP
AD	25				SEE SHEET 1		

- △ HOUSING MATERIAL: THERMOPLASTIC, COLOR-NATURAL.
- △ CONTACT MATERIAL: COPPER ALLOY.
- △ CONTACT FINISH: .00127-.00254 [.000050-.000100] NICKEL UNDERPLATE ALL OVER; .00076 [.000030] GOLD PLATE IN CONTACT AREA. TIN-LEAD PLATED SOLDER TAILS.
- △ SOLDER TAILS MUST FIT HOLE PATTERN AS SHOWN ON THE RECOMMENDED P.C. BOARD LAYOUT.
- 5. DIMENSIONS IN BRACKETS ARE IN INCHES.
- △ PART NUMBER IS OBSOLETE.

△	154.50 [6.075]	142.24 [5.600]	56	42.24 [1.660]	56	297.79 [11.724]	308.61 [12.150]	316.23 [12.450]	342	1-532918-0
△	108.58 [4.275]	96.52 [3.800]	38	96.52 [3.800]	38	206.35 [8.124]	217.17 [8.550]	224.79 [8.850]	234	532918-9
	164.46 [6.475]	152.40 [6.000]	60	52.40 [2.060]	60	318.1 [12.524]	328.93 [12.950]	336.55 [13.250]	365	532918-8
△	156.54 [6.175]	144.78 [5.700]	57	44.78 [1.760]	57	302.87 [11.924]	313.69 [12.350]	321.31 [12.650]	349	532918-7
	148.22 [5.875]	137.16 [5.400]	54	37.16 [1.460]	54	287.63 [11.324]	298.45 [11.750]	306.07 [12.050]	330	532918-6
△	141.60 [5.575]	129.54 [5.100]	51	29.54 [1.160]	51	272.39 [10.724]	283.21 [11.150]	290.83 [11.450]	312	532918-5
	133.68 [5.275]	121.92 [4.800]	48	21.92 [0.860]	48	257.15 [10.124]	267.97 [10.550]	275.59 [10.850]	294	532918-4
	126.36 [4.975]	114.30 [4.500]	45	14.30 [0.560]	45	241.91 [9.524]	252.73 [9.950]	250.35 [10.250]	275	532918-3
	118.74 [4.675]	106.68 [4.200]	42	6.68 [0.260]	42	226.67 [8.924]	237.49 [9.350]	245.11 [9.650]	258	532918-2
△	111.12 [4.375]	99.06 [3.900]	39	99.06 [3.900]	39	211.43 [8.324]	222.25 [8.750]	229.87 [9.050]	240	532918-1
	K	G	F	E	D	C	B	A	POSN	PART NUMBER

DO NOT SCALE PRINT.
 UNLESS SPECIFIED
 DIMENSIONS IN MM (INCHES)
 TOLERANCES ON +
 2 FLD DEC ± 0.13 (0.005)
 ANGLES
 MATERIAL
 FINISH
 APPLICATION SPEC
 HEIGHT

DR 06/20/90
 P.A. SKIPPED
 CHC 06/20/90
 G. SKIPPER
 APD 06/20/90
 G. SKIPPER
 APD 06/20/90
 E. SKIPPER
 PRODUCT SPEC
 NAME
 HD: 3 ROW, RECEPTACLE ASSEMBLY,
 1 GUIDE PIN, 3 MOUNTING HOLES,
 4.57 [.180] LONG SOLDER TAILS,
 .00076 [.000030] GOLD PLATE
 SIZE
 00779
 SCALE: 4:1
 DRAWING NO
 532918
 SHEET 2 OF 2

METRIC