

# Flush-type connector - SACC-E-FS-8CON-M16/0,5 SCO - 1523476


Please be informed that the data shown in this PDF Document is generated from our Online Catalog. Please find the complete data in the user's documentation. Our General Terms of Use for Downloads are valid (<http://download.phoenixcontact.com>)



Sensor/Actuator flush-type socket, 8-pos., M12-SPEEDCON, A-coded, front/screw mounting with M16 thread, with 0.5 m TPE litz wire, 8 x 0.25 mm<sup>2</sup>



## Key commercial data

Packing unit	1
Minimum order quantity	1
Catalog page	Page 28 (PC-2011)
GTIN	 4 046356 021302
Custom tariff number	85444290
Country of origin	GERMANY

## Technical data

### General data

Rated current at 40°C	2 A
Rated voltage	30 V
Number of positions	8
Volume resistance	≤ 3 mΩ
Insulation resistance	≥ 100 MΩ
Length of cable	0.5 m
Ambient temperature (operation)	-25 °C ... 85 °C (Male connector / female connector)

### General characteristics

Standards/regulations	M12 plug-in connector IEC 61076-2-101
Coding	A - standard
Surge voltage category	II
Pollution degree	3
Degree of protection	IP67
Contact material	CuZn
Contact surface material	Ni/Au
Contact carrier material	PA 66
Material, knurls	Zinc die-cast, nickel-plated

# Flush-type connector - SACC-E-FS-8CON-M16/0,5 SCO - 1523476

## Technical data

### General characteristics

Sealing material	NBR
Mounting type	Front mounting M16 x 1.5
Connection method	Individual wires
Status display	No

### Conductor data

Cable type	TPE litz wire
Conductor cross section	0.25 mm <sup>2</sup>
AWG signal line	24
Conductor structure signal line	14x 0.15 mm
Core diameter including insulation	1.15 mm ±0.07 mm
Thickness, insulation	0.21 mm (Core insulation)
Wire colors	Brown, blue, white, gray, pink, green, yellow, red
Material conductor insulation	TPE
Conductor material	Tin-plated Cu litz wires
Insulation resistance	≥ 20 MΩ*km
Conductor resistance	≤ 80 mΩ/m
Nominal voltage, conductor	300 V
Test voltage, conductor	2000 V AC
Ambient temperature (operation)	-25 °C ... 90 °C (cable, fixed installation)

## Classifications

### eclass

eCl@ss 4.0	27140815
eCl@ss 4.1	27140815
eCl@ss 5.0	27143423
eCl@ss 5.1	27143423
eCl@ss 6.0	27143423
eCl@ss 7.0	27449001

### etim

ETIM 2.0	EC001297
ETIM 3.0	EC002061
ETIM 4.0	EC002061

### unspsc

UNSPSC 6.01	31251501
UNSPSC 7.0901	31251501
UNSPSC 11	31251501
UNSPSC 12.01	31251501
UNSPSC 13.2	31251501

# Flush-type connector - SACC-E-FS-8CON-M16/0,5 SCO - 1523476

## Approvals

Approvals

---

Approvals

UL Recognized

---

Ex Approvals

---

Approvals submitted

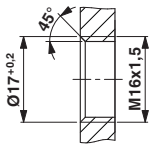
---

## Approval details

UL Recognized	
mm <sup>2</sup> /AWG/kcmil	26-2
Nominal current I <sub>N</sub>	2 A
Nominal voltage U <sub>N</sub>	30 V

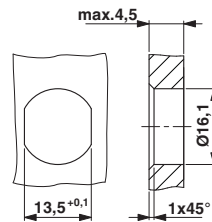
## Drawings

### Dimensioned drawing



Housing cutout for M16 fastening thread, mounting panel with thread

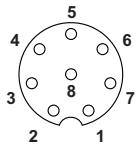
### Dimensioned drawing



Housing cutout for M16 fastening thread, mounting panel with feed-through hole (alternatively with surface as protection against rotation)

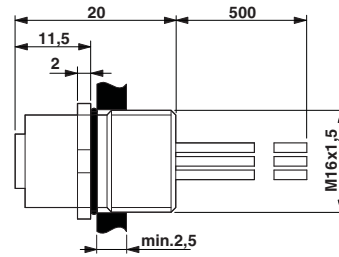
# Flush-type connector - SACC-E-FS-8CON-M16/0,5 SCO - 1523476

## Schematic diagram




Pin assignment M12 socket, 8-pos., A-coded, view female side

## Dimensioned drawing



M12 flush-type connector

## Circuit diagram



Contact assignment of the M12 socket