
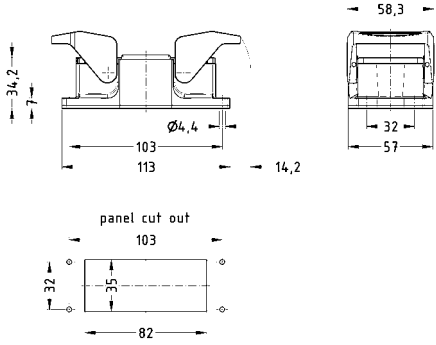

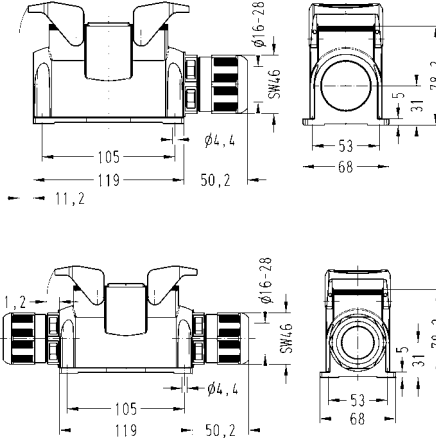

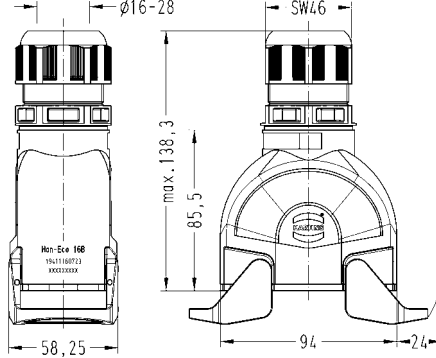

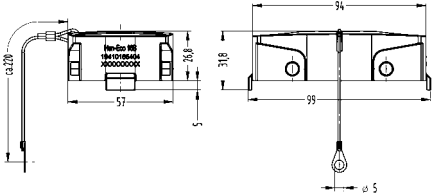


Identification	Cable entry	Part number	Drawing Dimensions in mm
Han® B, Bulkhead mounted housings  		19 41 216 0301	
Han-Eco®, Surface mounted housings, side entry	1xM40 2xM40	19 41 216 0233 19 41 216 0273	
Han-Eco®, Surface mounted housings with integrated cable gland, side entry  	1xM40 2xM40	19 41 316 0233 19 41 316 0273	
Han-Eco®, Cable to cable housings, top entry	1xM40	19 41 216 0723	
Han-Eco®, Cable to cable housings with integrated cable gland, top entry  Han-Eco 	1xM40	19 41 316 0723	
Han-Eco®, Protection cover for housings, with securing flex  		19 41 016 5404	

Han-Eco