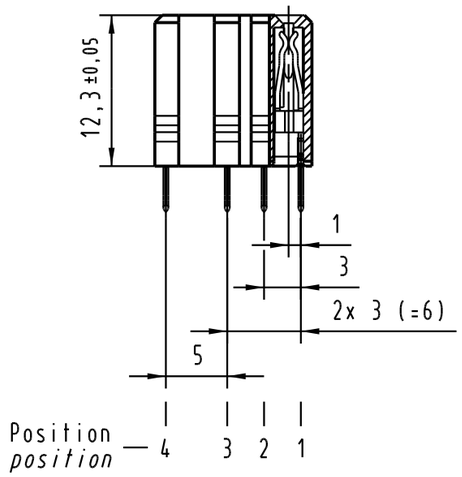

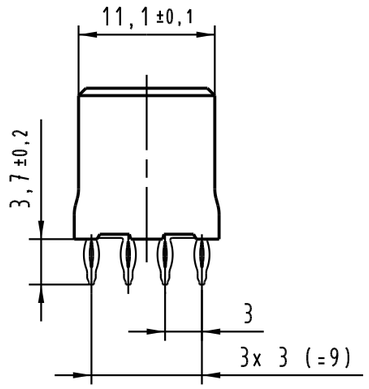

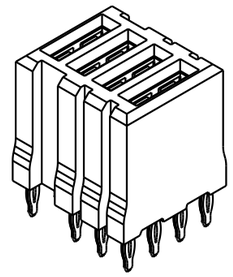

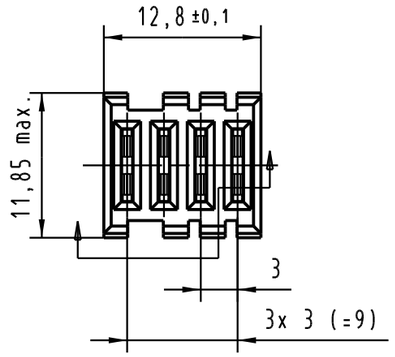

Kontaktbelegung
contact loading

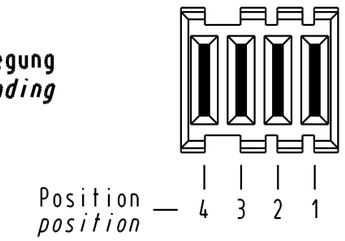

■ Position belegt
position with contact

□ Position nicht belegt
position without contact

Lochbild
board drillings

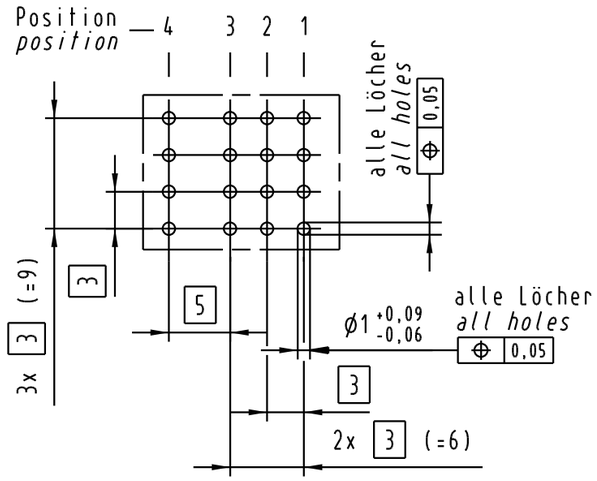

Bohrlochdurchmesser: Ø1,15±0,025
Lochdurchmesser (mit Oberfläche: Ø1,0 $^{+0,09}_{-0,06}$

drill hole dia.: Ø1,15±0,025
through hole dia. (after plating): Ø1,0 $^{+0,09}_{-0,06}$

All Dimensions in mm Original Size DIN A 3			Techn. Character.				Nicht tolerierte Maße/*Free size tolerances*
				Dat.	Name	Maßstab/*Scale*	har-bus HM Power, Federleiste, gerade 4polig, Einpreßtechnik *har-bus HM Power, female connector, straight 4pole, press-fit*
			Detail.	04.03.05	Hl.	2 : 1	
			Insp.	04.03.05	Hm		
			Stand.				
31705			HARTING Electronics GmbH & Co. KG D-32339 ESPELKAMP				TB 17 66 004 2201
Mod.	Dat.	Name					Sub. / Blatt/*page*

Alle Rechte vorbehalten/ *All rights reserved*