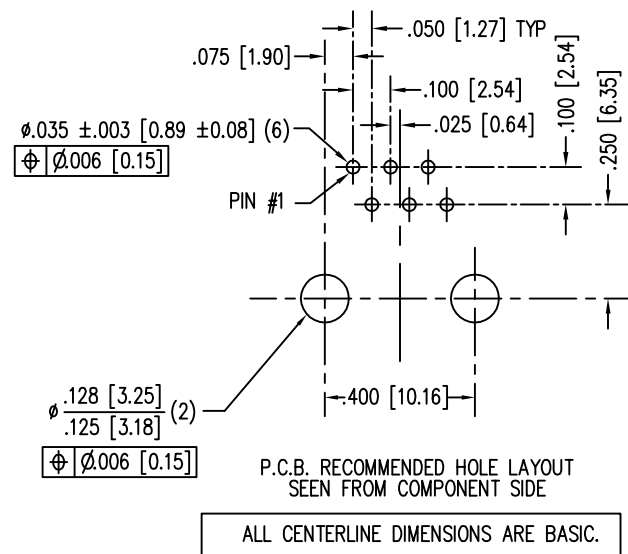
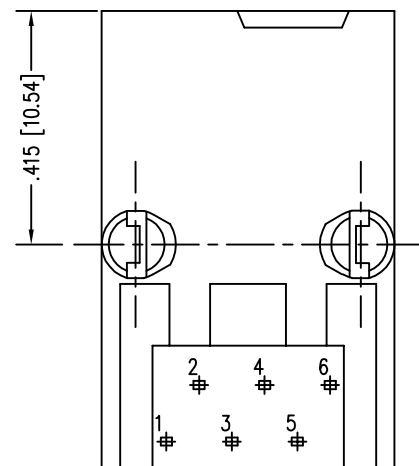
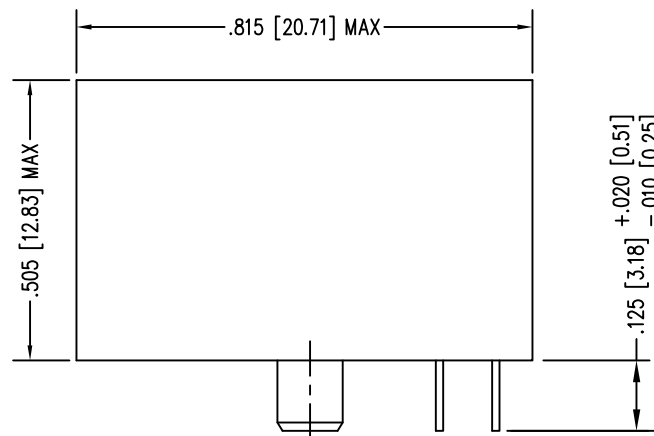
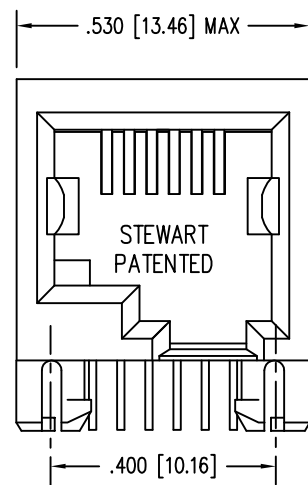


DATE	REV	ECN	APP'D. BY
2-06-09	B4	8652	TA
5-12-09	B5	8734	TRM
6-1-12	B6	9489	SMN
1-13-15	B7	10186	TRM



NOTES:

- CONNECTOR MATERIALS:
HOUSING: THERMOPLASTIC UL94 V-0
CONTACTS: COPPER ALLOY
CONTACT PLATING: SELECTIVE GOLD IN CONTACT AREA
SEE CHART FOR PART NUMBER
- FOR PRODUCT SPECIFICATIONS SEE PRO22-01.
- DIMENSIONS AND TOLERANCES COMPLY WITH FCC/CFR 47, PART 68.

30 MICRO-INCHES [0.76um]	SS-6466-NF-OST
CONTACT PLATING IN MATING AREA	PART NUMBER

THIRD ANGLE PROJECTION	
DO NOT SCALE DRAWING DRAWING IS SUBJECT TO CHANGE WITHOUT NOTICE	
DIMENSIONS: INCHES [METRIC]	
UNLESS OTHERWISE SPECIFIED TOLERANCES ARE $\pm .005 [0.13]$ ANGLES ARE $\pm 1^\circ$	
SHEET NO. 1 OF 1	

11118 Susquehanna Trail South
Glen Rock, PA 17327-9199
(717) 235-7512
<http://www.stewartconnector.com>

TITLE: SIX CONTACT, SIX POSITION OFFSET TAB JACK NON-FLANGE	
DRN BY: RVO	DATE: 4-7-05
APPD BY: RGC	DATE: 4-7-05
DWG NO. CT640022	REV. B7



REV. 7/3/03

B

B

A

A

2

1

AutoCAD