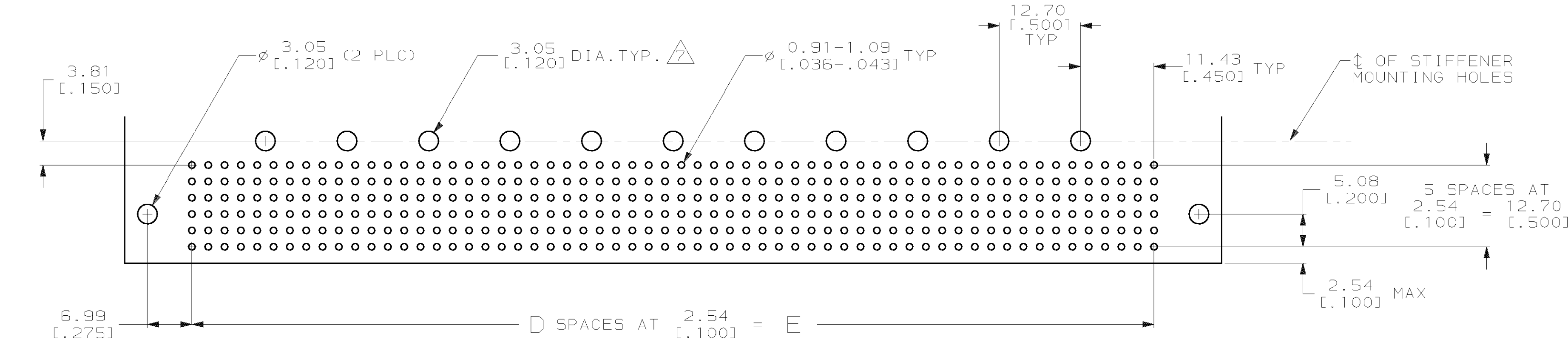
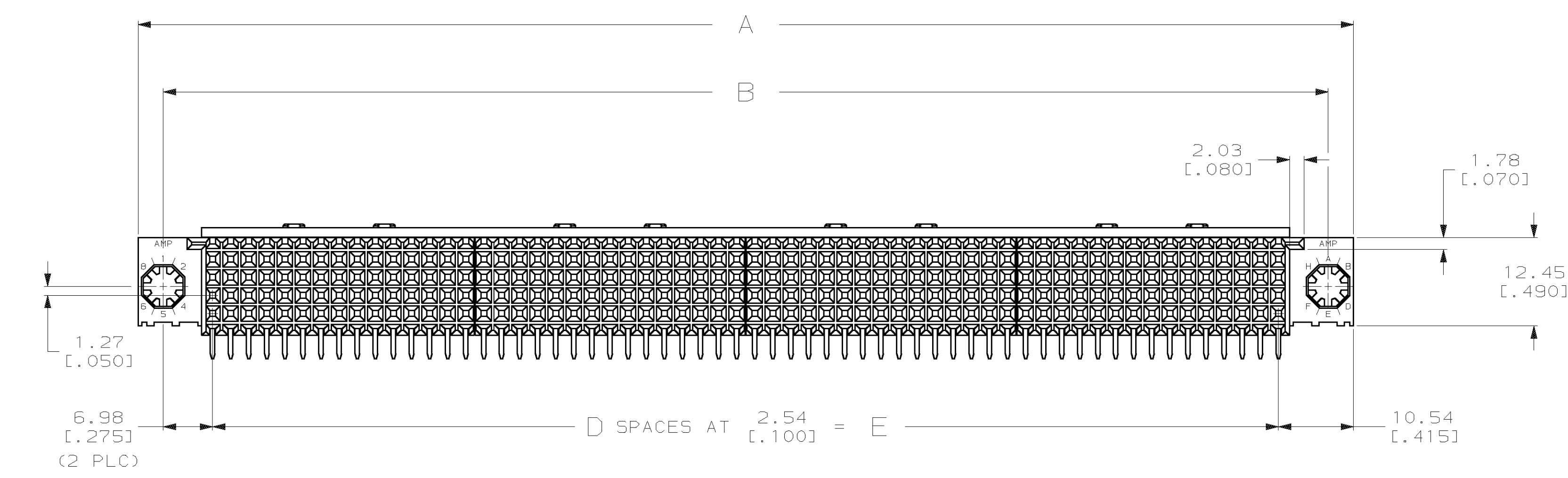
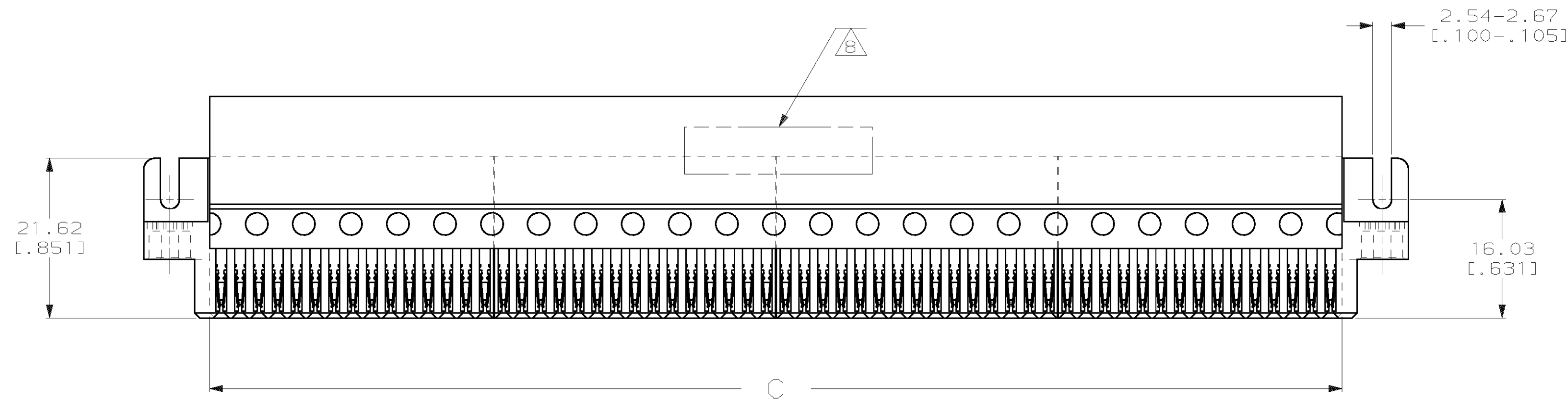
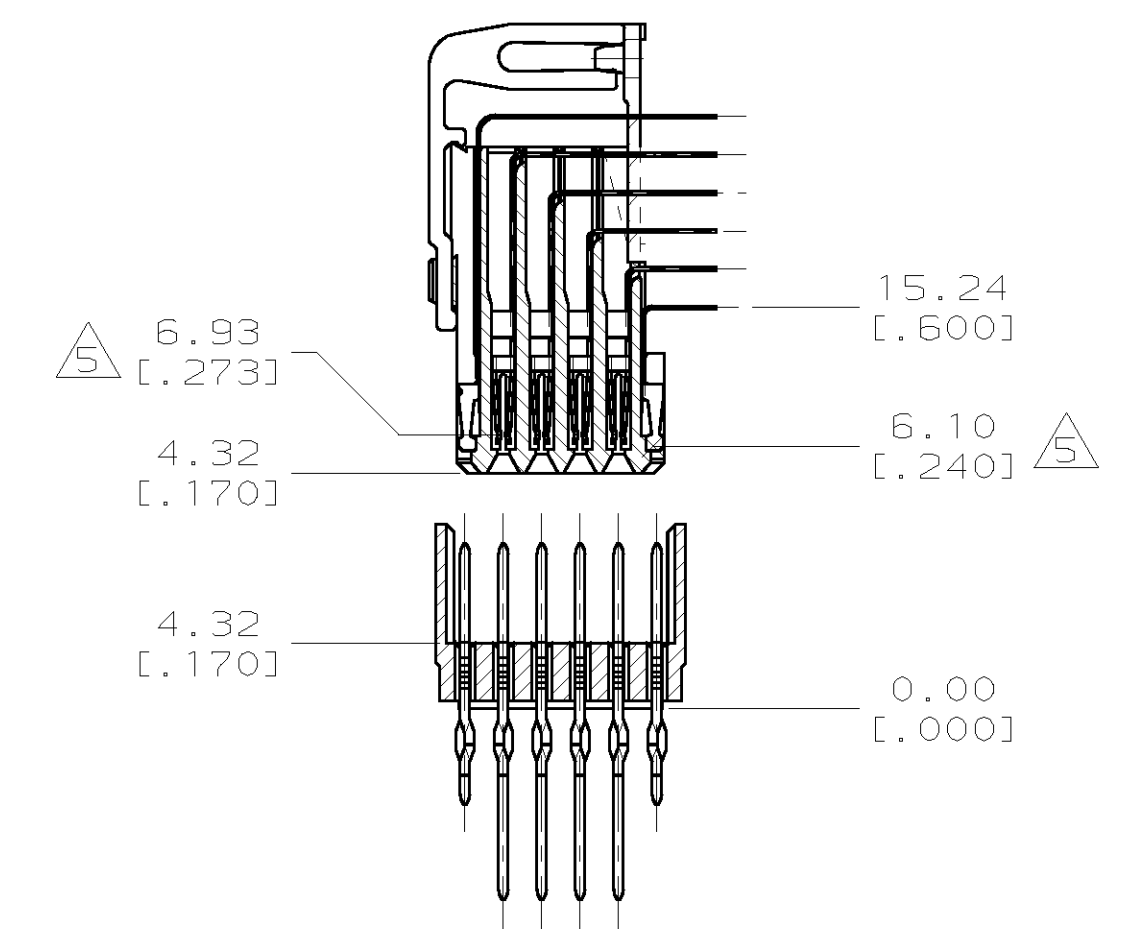
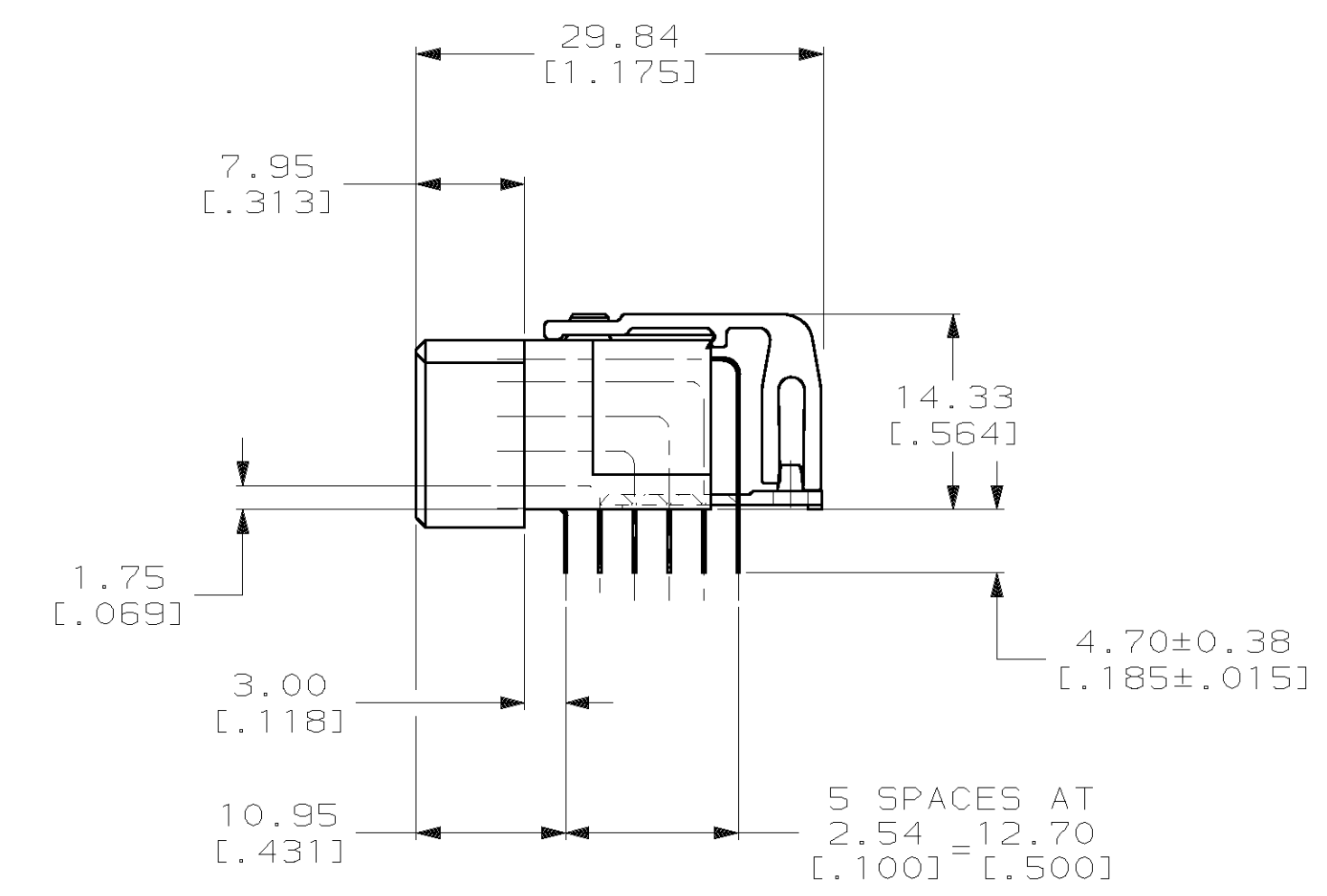


| LOC | DIST | P | F | ZONE | LTR | DESCRIPTION | DATE | APPD |
|-----|------|---|---|------|-----|-----------------------------|-----------|------|
| AD | 25 | | | | | B ECN AD4952 | 06/01/91 | DLH |
| | | | | | | C REV. PER ECN.0010-0888-93 | 7/7/93 | NFS |
| | | | | | | D EC 0520-94 TH | 5-31-95 | DLH |
| | | | | | | E EC 1811-94 SH | 7-17-95 | WLM |
| | | | | | | F EC 0943-95 SH | 7-18-95 | DLH |
| | | | | | | G PER EC 1687-95 | T.S. | DH |
| | | | | | | H REV PER EC 001B-0015-01 | 25 JAN 01 | WM |



RECOMMENDEC P.C. BOARD LAYOUT

- ① HOUSING MATERIAL: GLASS FILLED POLYESTER, COLOR: BLACK.
- ② CONTACT MATERIAL: COPPER ALLOY.
- ③ STIFFENER MATERIAL: ALUMINUM.
- ④ CONTACT FINISH: 0.00127 [0.00050] NICKEL UNDERPLATE ALL OVER. 0.00076 [0.00030] GOLD PLATE IN CONTACT AREAS. TIN-LEAD PLATE ON TAILS.
- ⑤ FINAL MATING POSITION OF RECEPTACLE CONTACT TINES.
- 6. GUIDE PINS AND KEYS SOLD SEPERATELY.
- ⑦ RECOMMENDED MOUNTING SCREW IS A BINDING HEAD #2 THREAD FORMING TYPE AB THREADS; STAINLESS STEEL. MAXIMUM SPACING OF 38.10 [1.500] INCHES.
- ⑧ AMP, AMP PART NUMBER AND DATE CODE MARKED IN THIS APPROXIMATE AREA.



MATING DIMENSIONS REFERENCE

| | | | | | | | | | | | | | |
|-------------|------|----------------|----------------|----------------|----|----------------|-------------|------|-----------------|-----------------|-----------------|-----|-----------------|
| 535919-7 | 360 | 170.94 [6.730] | 163.83 [6.450] | 153.01 [6.024] | 59 | 149.86 [5.900] | 1-535919-4 | 630 | 285.24 [11.23] | 278.13 [10.950] | 267.31 [10.524] | 104 | 264.16 [10.400] |
| 535919-6 | 330 | 158.24 [6.230] | 151.13 [5.950] | 140.31 [5.524] | 54 | 137.16 [5.400] | 1-535919-3 | 480 | 221.74 [8.730] | 214.63 [8.450] | 203.81 [8.024] | 79 | 200.66 [7.900] |
| 535919-5 | 300 | 145.54 [5.730] | 138.43 [5.450] | 127.61 [5.024] | 49 | 124.46 [4.900] | 1-535919-2 | 600 | 272.54 [10.730] | 265.43 [10.450] | 254.61 [10.024] | 99 | 251.46 [9.900] |
| 535919-4 | 270 | 132.84 [5.230] | 125.73 [4.950] | 114.91 [4.524] | 44 | 111.75 [4.400] | 1-535919-1 | 540 | 247.14 [9.730] | 240.03 [9.450] | 229.21 [9.024] | 89 | 226.05 [8.900] |
| 535919-3 | 240 | 120.14 [4.730] | 113.03 [4.450] | 102.21 [4.024] | 39 | 99.06 [3.900] | 1-535919-0 | 450 | 209.04 [8.230] | 201.93 [7.950] | 191.11 [7.524] | 74 | 187.96 [7.400] |
| 535919-2 | 210 | 107.44 [4.230] | 100.33 [3.950] | 89.92 [3.540] | 34 | 86.36 [3.400] | 535919-9 | 420 | 196.34 [7.730] | 189.23 [7.450] | 178.41 [7.024] | 69 | 175.26 [6.900] |
| 535919-1 | 180 | 94.74 [3.730] | 87.63 [3.450] | 76.81 [3.024] | 29 | 73.66 [2.900] | 535919-8 | 390 | 183.64 [7.230] | 176.53 [6.950] | 165.71 [6.524] | 64 | 162.56 [6.400] |
| PART NUMBER | POSN | A | B | C | D | E | PART NUMBER | POSN | A | B | C | D | E |

| DO NOT SCALE PRINT. UNLESS SPECIFIED DIMENSIONS IN mm [INCHES] TOLERANCES ON: | | DR 06/01/91 R.K. SEIFRIED/UTA | | PART NO | |
|---|--|-------------------------------|--|--|-----------|
| 2 PLC DEC ± | | CHK 09-21-92 D.HOFFMAN | | AMP AMP Incorporated Harrisburg, PA 17105-3508 | |
| 3 PLC DEC ± 0.13 [0.005] | | APPD 09-21-92 D.HOFFMAN | | | |
| ANGLES ± | | APPD 09-21-92 D.HOFFMAN | | | |
| MATERIAL | | PRODUCT SPEC | | NAME | |
| | | | | TBC PLUS MODULAR, 6 ROW, RECEPTACLE ASSEMBLY | |
| FINISH | | APPLICATION SPEC | | SIZE | CAGE CODE |
| | | | | D | 00779 |
| | | | | DRAWING NO | 535919 |
| | | | | SCALE | 2:1 |
| | | | | SHEET | 1 OF 1 |