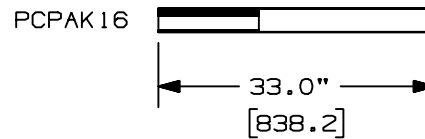
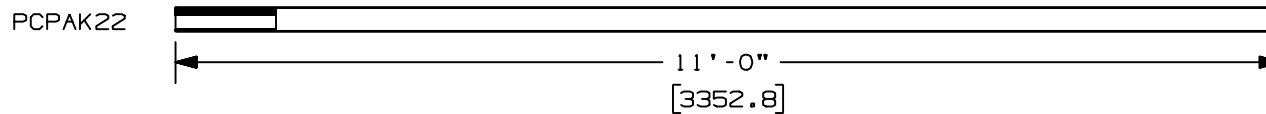
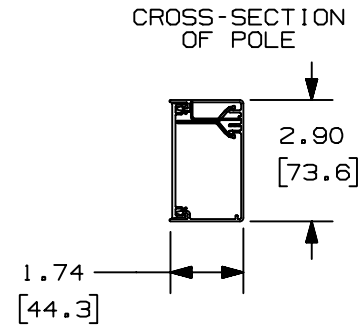


THIS COPY IS PROVIDED ON A RESTRICTED BASIS AND IS NOT TO BE USED IN ANY WAY DETRIMENTAL TO THE INTERESTS OF PANDUIT CORP.

NOTES:

1. SEE CURRENT CATALOG FOR ADDITIONAL PART SUFFIXES TO INDICATE COLOR AND OR PACKAGE QUANTITY.
2. FOLLOWING PARTS INCLUDED IN ACCESSORY KIT:
 ONE (1) T70 COVER COUPLER
 ONE (1) T70 DIVIDER WALL (SHORT)
 FOUR (4) #10-32 X 3/8 MACHINE SCREW
 ONE (1) CEILING BRACKET
 ONE (1) T70 COVER (SHORT)
 ONE (1) EXTENDER DEVICE
3. DIMENSIONS IN PARENTHESIS ARE IN METRIC.
4. ALL DIMENSIONS ARE REFERENCE DIMENSIONS.

PANDUIT P/N	WEIGHT
PCPAK22	10.86 LBS / 4925.7g
PCPAK16	3.38 LBS / 1533.1g



CAD FILENAME/LAYERS D38231BY_DC_KIT_ASSEMBLY_00B.prt

PANDUIT CORP. TINLEY PARK, ILLINOIS
 PAN-WAY POWER POLE EXTENDER
 KITS (PCPAK16, PCPAK22)
 CUSTOMER DRAWING

UNLESS OTHERWISE SPECIFIED,
 DIMENSIONAL TOLERANCES ARE:
 (.X) ± (.XXX) ±
 (.XX) ±.03 (.8) ANGLES ±

UNLESS OTHERWISE SPECIFIED,
 ALL DIMENSIONS ARE GIVEN
 IN INCHES, THIRD ANGLE PROJECTION.

-	-----	----	----	RELEASED TO PRODUCTION	-----	-----													
1	08-20-04	JBN	RMHI	A. REVISED NOTE IN TITLE BLOCK	38231-09	RGRO	RGRO							DRAWN BY JBN	MAT'L:		SCALE NONE		
R	01-24-03	JBN	RMHI	DRAWING RELEASED										DATE 01-24-03	SEE NOTES ABOVE		DRAWING NO. 38231-09	DWG A	
REV	DATE	BY	CHK	DESCRIPTION	ECN	CHK	CUST	SUP					CHK'D RMHI				SIZE		