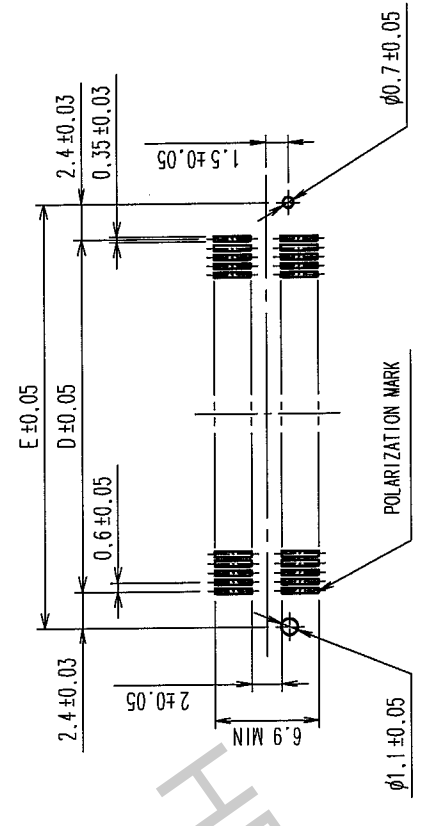


COUNT	DESCRIPTION OF REVISIONS	BY	CHKD	DATE	COUNT	DESCRIPTION OF REVISIONS	BY	CHKD	DATE
3	RE-F-09671	K.N	H.Y	04.04.08					

RECOMMENDED LAND PATTERN DIMENSION OF P.C.B. (MOUNTING SIDE)

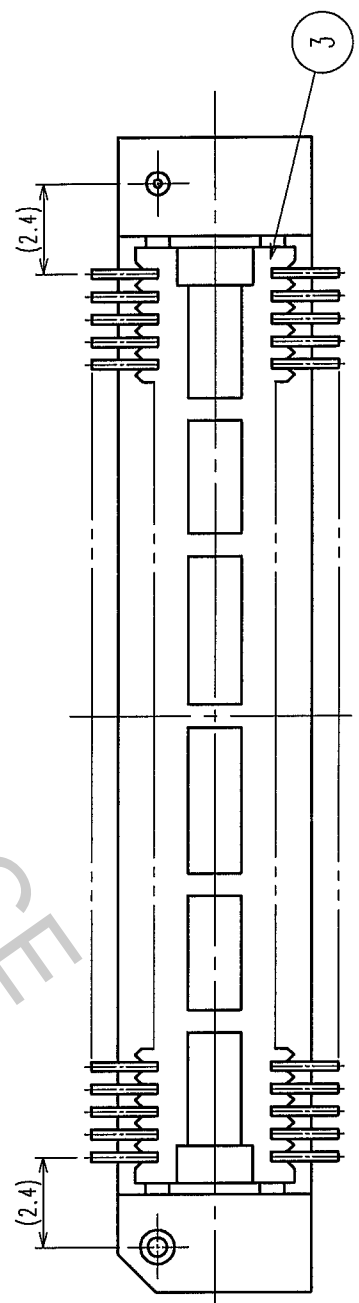
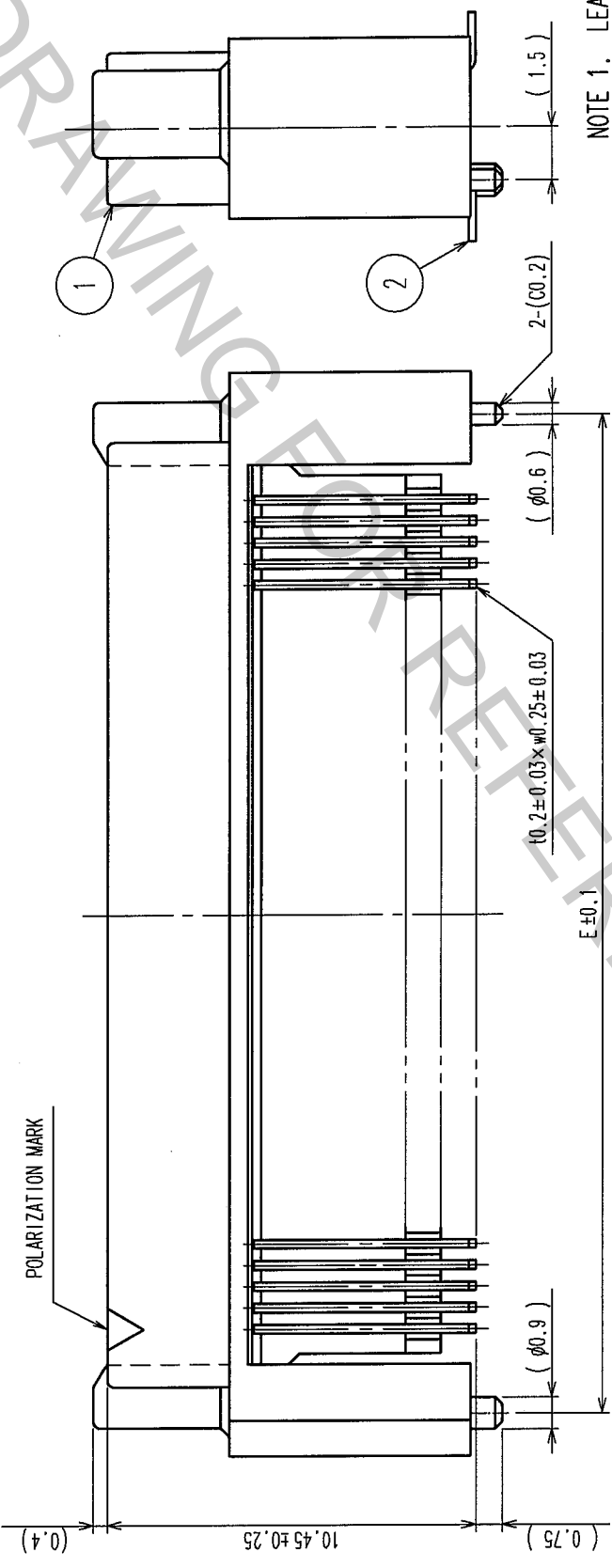
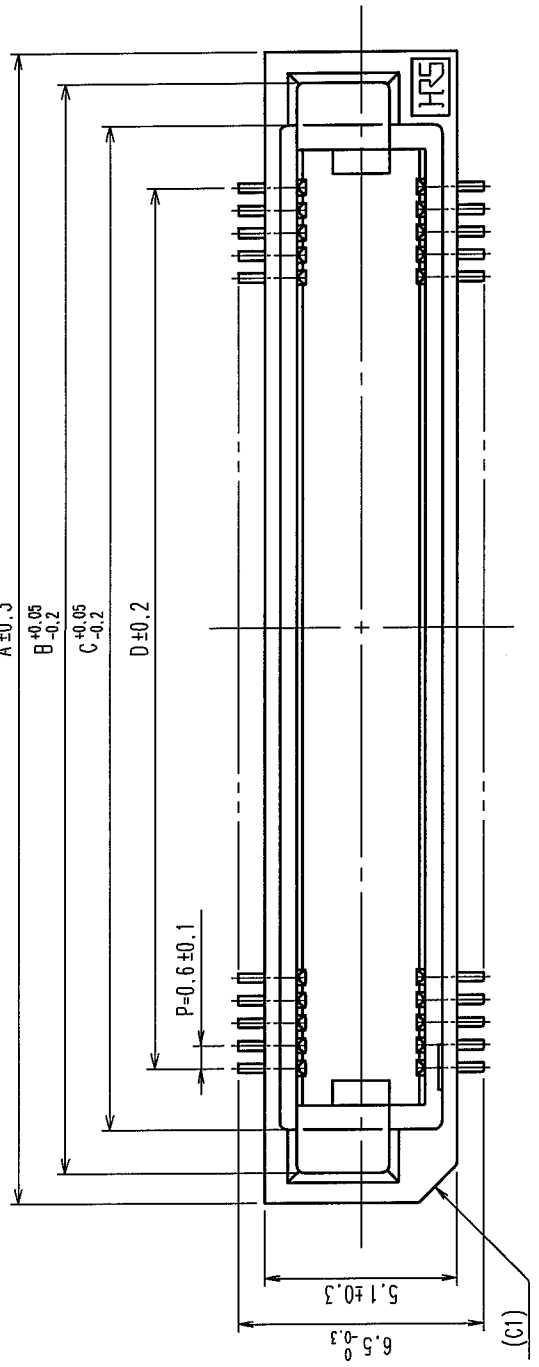


DIMENSION TABLE OF CONNECTOR AND P.C.B. LAND PATTERN.

PART No.	CODE No.	5	6	A	B	C	D	E
FX8C-60P-SV6(92)	CL578-0601-3-92	60	X	24.60	23.00	20.70	17.40	22.20
FX8C-80P-SV6(92)	CL578-0603-9-92	80	X	30.60	29.00	26.70	23.40	28.20
FX8C-100P-SV6(92)	CL578-0605-4-92	100	-	36.60	35.00	32.70	29.40	34.20
FX8C-120P-SV6(92)	CL578-0606-7-92	120	X	42.60	41.00	38.70	35.40	40.20
FX8C-140P-SV6(92)	CL578-0607-0-92	140	-	48.60	47.00	44.70	41.40	46.20

- NOTE 1. LEAD CO-PLANARITY SHALL BE 0.1mm MAX.
 2. EMBOSSED CARRIER TAPE PACKAGING SHALL BE APPLIED FOR THIS PRODUCT.
 SEE NEXT PAGE FOR DETAILS.
 3. FOR MODIFICATION, ETC., PREVENTIVE HOLE FOR SINK MARK MAY BE ADDED ACCORDING TO CIRCUMSTANCES.
 4. THE DIMENSIONS IN PARENTHESES ARE FOR REFERENCE.

5 NUMBER OF CONTACTS.
 6 EXISTENCE
 X: PRODUCED, -: NO PRODUCED

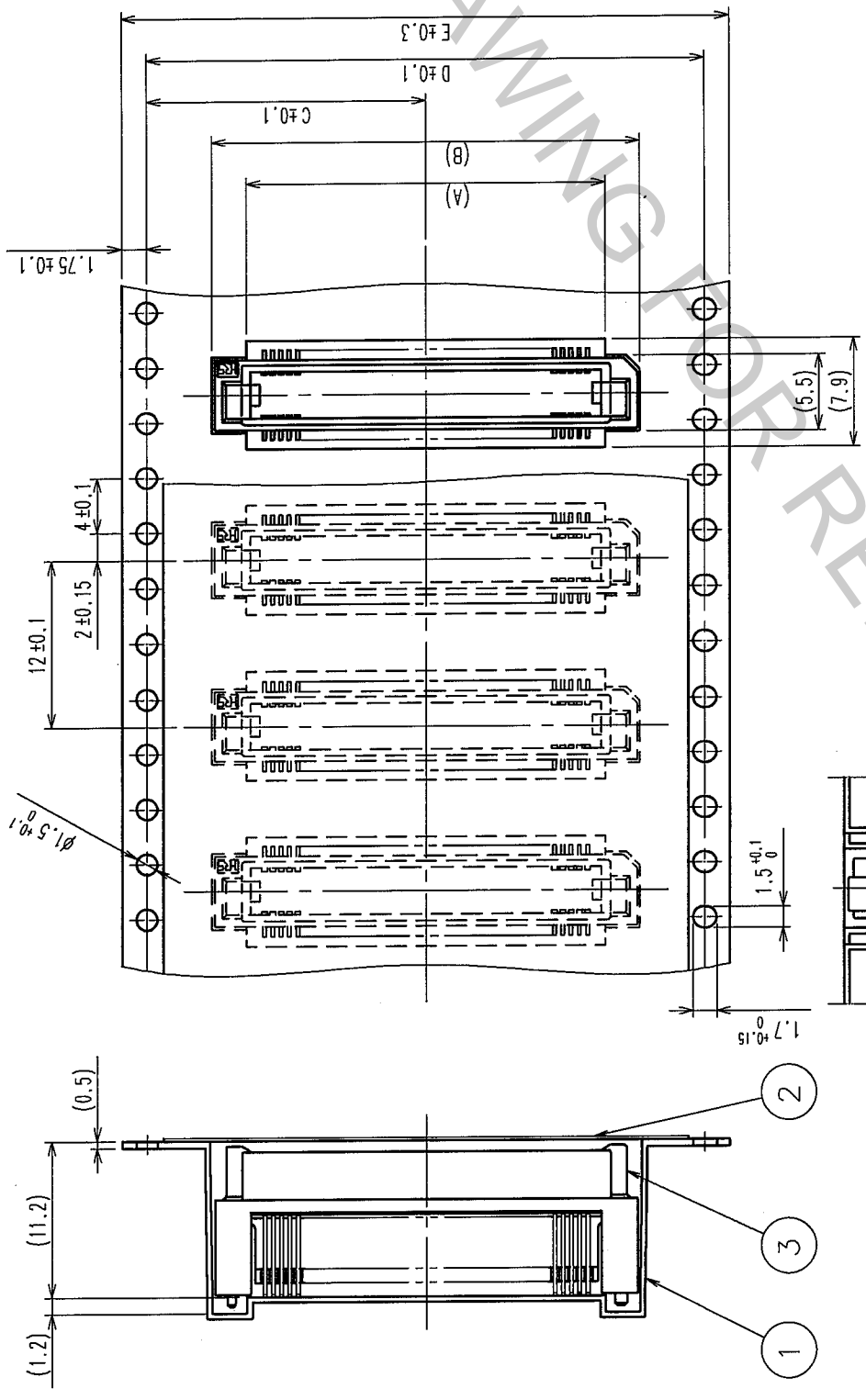


NO.	MATERIAL	FINISH, REMARKS	NO.	MATERIAL	CHECKED	APPROVED	REMARKS
1, 3	PPS	LIGHT BROWN (UL94V-0)	2	PHOSPHOR BRONZE			
CODE NO. (OLD)		CL	CONTACT AREA: GOLD 0.1μm min		RELEASED		
DRAWN		S. SUZUKI	LEAD AREA: TIN-PLATING 1μm min		APPROVED		
DESIGNED		K. NAKAMURA	UNDER PLATING: NICKEL 1μm min		Y. YOSHIMURA		
DATE		03.02.04	FINISH, REMARKS		03.02.14		
PART NO.		EDC3-151090-22	FX8C-**-P-SV6(92)		03.02.15		
SCALE		FREE	CODE NO.		CL578		
UNITS		MM	HIROSE ELECTRIC CO., LTD		1/2		

TO	
PCK	

COUNT	DESCRIPTION OF REVISIONS	BY	CHKD	DATE	COUNT	DESCRIPTION OF REVISIONS	BY	CHKD	DATE
△									
△									
△									

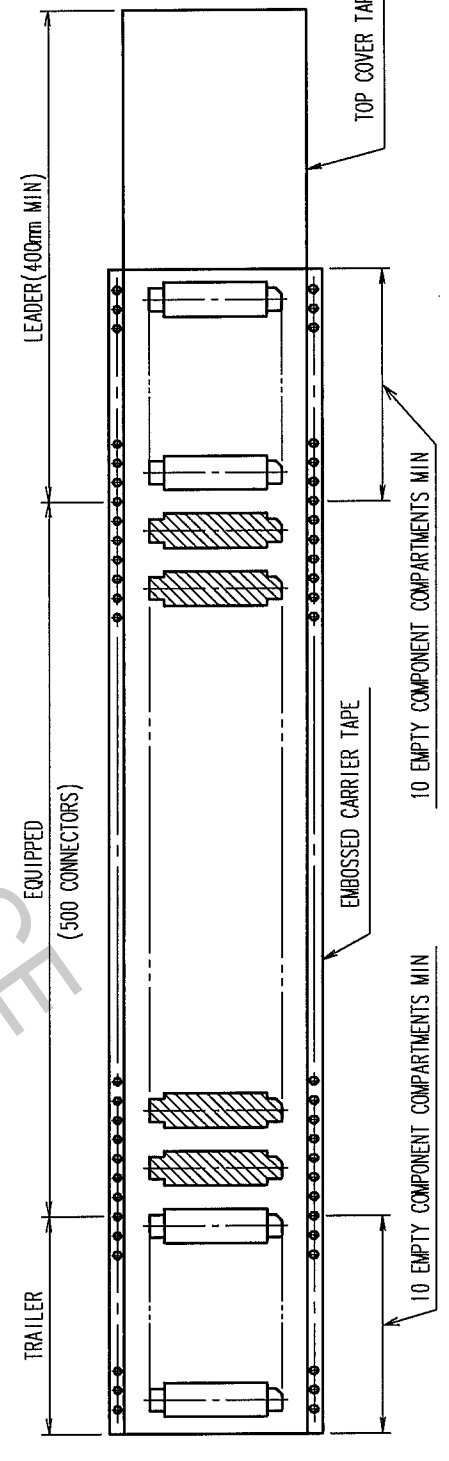
REEL DIMENSION



△ DIMENSION TABLE OF EMBOSSED CARRIER TAPE AND REEL.

PART No.	CODE No.	2	3	A	B	C	D	E	F
FX8C-60P-SV6(92)	CL578-0601-3-92	60	X	20	25	20.2	40.4	44	44.4
FX8C-80P-SV6(92)	CL578-0603-9-92	80	X	26	31	20.2	40.4	44	44.4
FX8C-100P-SV6(92)	CL578-0605-4-92	100	-	32	37	26.2	52.4	56	56.4
FX8C-120P-SV6(92)	CL578-0606-7-92	120	X	38	43	26.2	52.4	56	56.4
FX8C-140P-SV6(92)	CL578-0607-0-92	140	-	44	49	34.2	68.4	72	72.4

NOTE 1 1 REEL : 500 CONNECTORS
 2 NUMBER OF CONTACTS EXISTENCE
 3 : PRODUCED, - : NO PRODUCED



TO	
PCK	

2 POLYESTER (TOP COVER TAPE)		3 (CONNECTOR)			
NO.	MATERIAL	FINISH, REMARKS	NO.	MATERIAL	FINISH, REMARKS
1	PS		3		
CODE NO. (OLD) CL		DRAWN S. SUZUKI 03.02.04		DESIGNED K. NAKAMURA 03.02.14	
SCALE FREE		DRAWING NO. EDC3-151090-22		PART NO. FX8C-**P-SV6(92)	
UNITS mm		HIROSE ELECTRIC CO., LTD		CODE NO. CL578	

APPROVED	CHECKED	DESIGNED	DRAWN	FINISH, REMARKS
Y. YOSHIMURA	H. OKAWA	K. NAKAMURA	S. SUZUKI	
03.02.15	03.02.14	03.02.14	03.02.04	