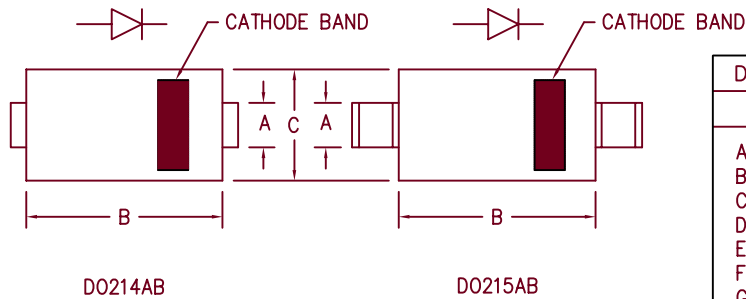
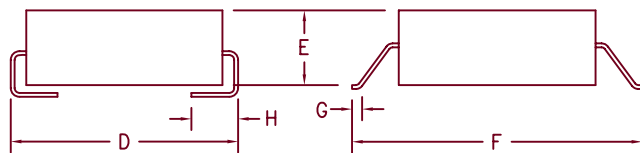


Ultra Fast Recovery Rectifiers

UFS360 — UFS380



Dim.	Inches		Millimeter		Notes
	Minimum	Maximum	Minimum	Maximum	
A	.117	.123	2.97	3.12	
B	.260	.280	6.60	7.11	
C	.220	.245	5.59	6.22	
D	.307	.322	7.80	8.18	
E	.075	.095	1.91	2.41	
F	.380	.400	9.65	10.16	
G	.025	.040	.640	1.02	
H	.030	.060	.760	1.52	



Microsemi Catalog Number	Industry Part Number	Working Peak Reverse Voltage	Repetitive Peak Reverse Voltage
*UFS360	ER3J	600V	600V
*UFS370		700V	700V
*UFS380	ER3K	800V	800V

*Add Suffix J For J Lead or G For Gull Wing Lead Configuration

- Ultra Fast Recovery
- 175°C Junction Temperature
- VRRM 600 to 800 Volts
- 3 Amp Current Rating
- ^tRR 60ns Max.

Electrical Characteristics

Average forward current	I _{F(AV)} 3.0 Amps	Square wave
Maximum surge current	I _{FSM} 100 Amps	8.3ms, half sine, T _J = 175°C
Max peak forward voltage	V _{FM} 1.2 Volts	I _{FM} = 3.0A: T _J = 25°C*
Max reverse recovery time	^t RR 60 ns	1/2A, 1A, 1/4A, T _J = 25°C
Max peak reverse current	I _{RM} 10 μA	VRRM, T _J = 25°C
Typical junction capacitance	C _J 19 pF	V _R = 10V, T _J = 25°C

*Pulse test: Pulse width 300 μsec, Duty cycle 2%

Thermal and Mechanical Characteristics

Storage temperature range	T _{STG}	-55°C to 175°C
Operating junction temp range	T _J	-55°C to 175°C
Maximum thermal resistance	RθJL	25°C/W Junction to lead
Weight		.008 ounces (0.22 grams) typical



8700 East Thomas Road, P.O. Box 1390
 Scottsdale, AZ 85252
 PH: (480) 941-6300
 FAX: (480) 947-1503
www.microsemi.com

05-08-07 Rev. 3

UFS360 — UFS380

Figure 1
Typical Forward Characteristics

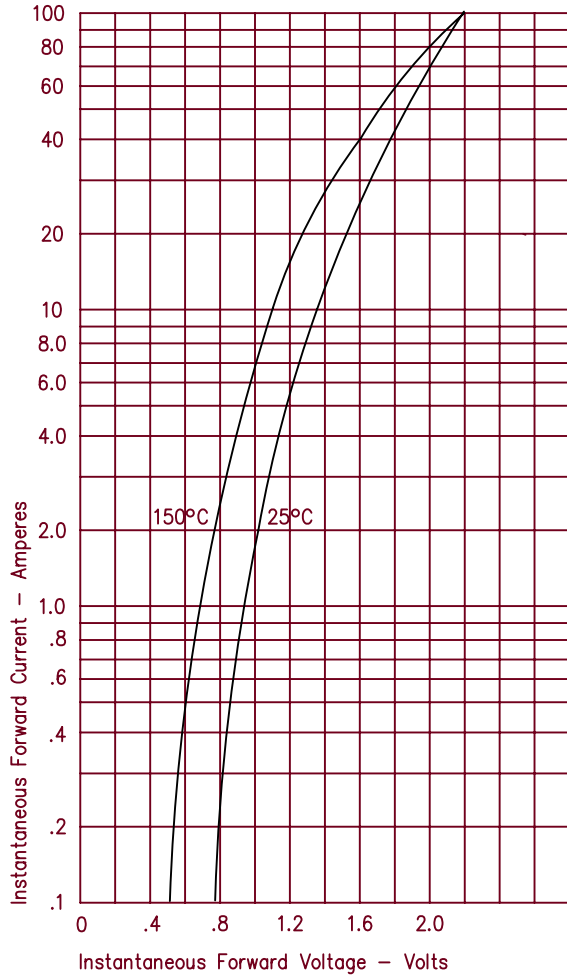


Figure 3
Typical Junction Capacitance

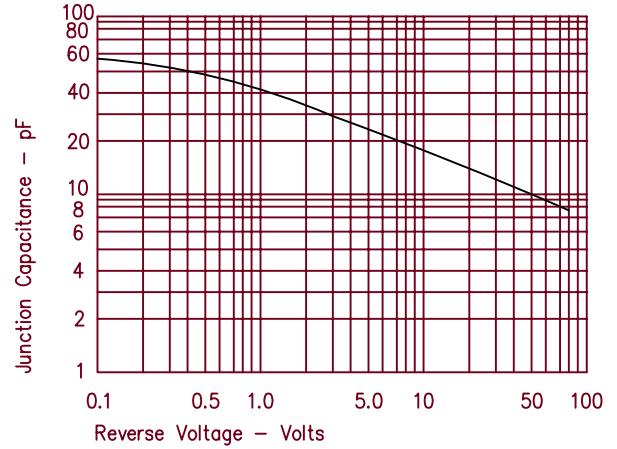


Figure 2
Typical Reverse Characteristics

