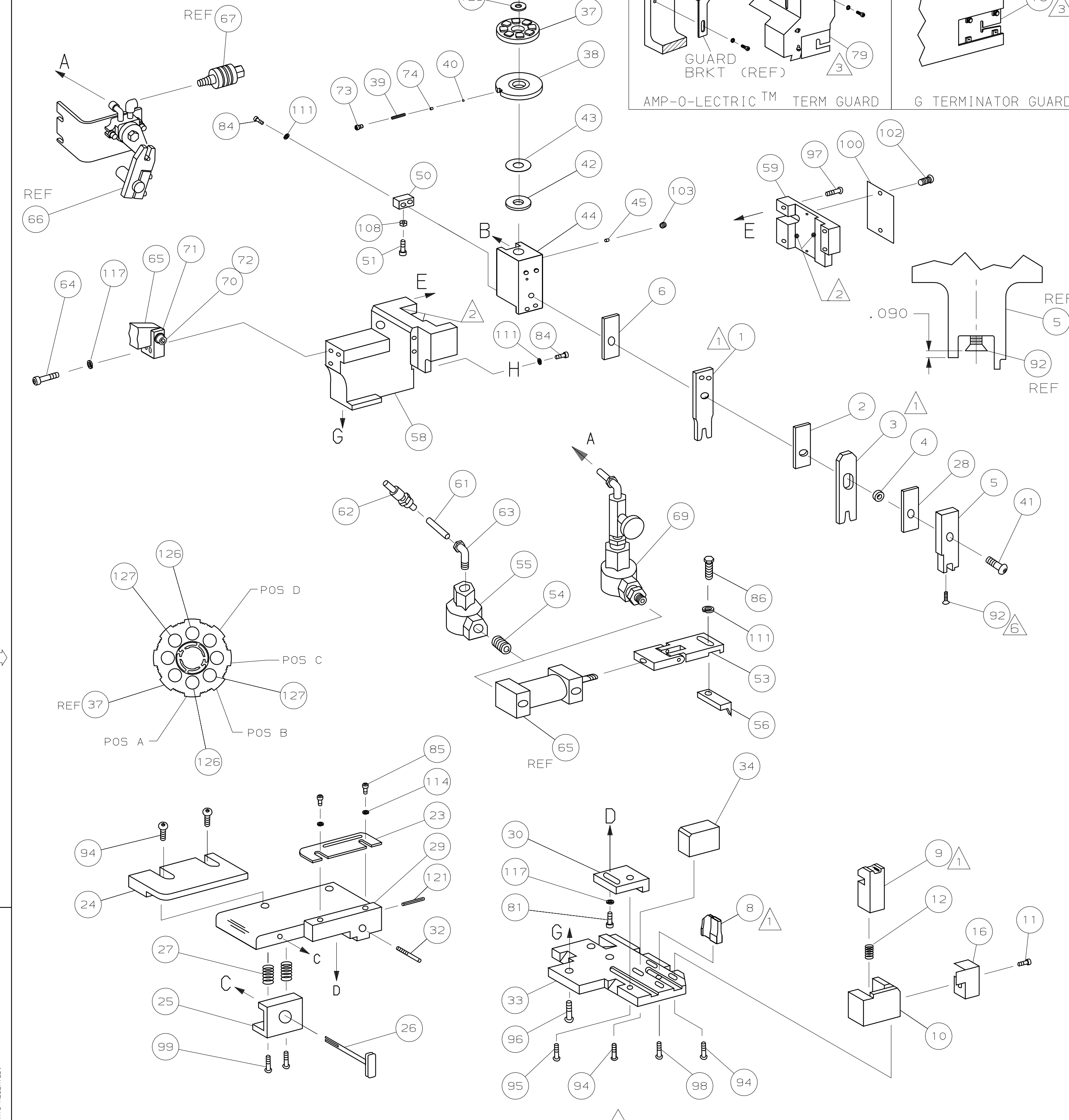


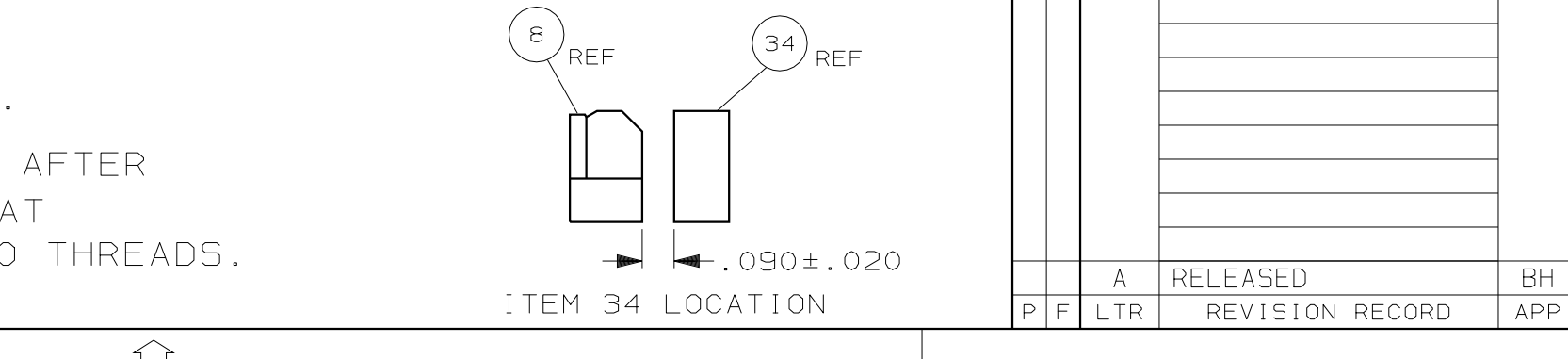
PART NUMBER	REV	FIRST USED
1852126-1	A	122500-1
1852126-2	A	565435-5
1852126-3	A	354500-1



- 1 RECOMMENDED SPARE PARTS.
- 2 GREASE LIGHTLY.
- 3 GUARD MUST BE IN PLACE WHEN OPERATING APPLICATOR IN A BENCH MACHINE.
- 4 SEE DRAWING FOR COMPONENTS
- 5 THIS APPLICATOR APPLIES TERMINAL WITH A SEAL.
- 6 APPLY TORQ-SEAL IN ALLEN SOCKET TO FILL HOLE AFTER FLAT HD HAS BEEN ADJUSTED TO CORRECT HEIGHT AT QUALIFICATION. APPLY PN 1-23419-5 LOC-TITE TO THREADS.

TERMINAL NAME: TERMINAL, P-NUT SOCKET						
1326857		AMP TERMINAL		AMP CRIMP SPECS		
PAD LTR	CRIMP HEIGHT	WIRE SIZE				
A	.049 ±.002 [1.24 ±0.05mm]	18 AWG				
B	.047 ±.002 [1.19 ±0.05mm]	20 AWG				
C	NOT	USED				
D	NOT	USED				
CRIMP	SIZE	TYPE	RANGE			
WIRE	.072 [1.83mm]	F	20-18			
INSUL	.125 [3.18mm]	0	.110 MAX			
WIRE STRIP LENGTH	TERM APPL	SPEC	FEED	APPL INSTRUCTION	SET UP GAGE	LAYOUT
.119-.134	NONE		.750	408-8040	458637-1	

QTY	REQD	PER	ASSY	PART NO	DESCRIPTION	ITEM NO	
						129	
						128	
2	2	2	-	C	3-354779-6	PIN, WIRE DISC (.3170)B	127
2	2	2	-	C	3-354779-2	PIN, WIRE DISC (.3150)A	126
1	1	1	-	A	986950-1	WASHER, FLAT PRECISION	125
1	1	1	-	A	217238-1	GENERAL INSTRUCTION PACKAGE	124
1	1	1	-	-	4088040	SF APPL INST 408-8040	123
							122
1	1	1	-	A	4-21028-0	PIN,SLT SPR(ø.093x.75)ST GDE PL	121
							120
							119
3	3	3	-	A	21024-5	WASHER, LOCK (#10)ADJ BLOCK	117
							116
							115
2	2	2	-	A	21024-2	WASHER, LOCK (#4)FRONT STP GUIDE	114
							113
							112
4	4	4	-	A	21024-4	WASHER, LOCK (#8) STRIPPER	111
							110
							109
1	1	1	-	A	21018-5	NUT, HEX (NO. 6) HOLDDOWN	108
							107
							106
							105
1	1	-	-	A	992031-1	PIN, CLEVIS	104
1	1	1	-	A	21009-2	SCR,SKT SET(1/4-20x.25 LW)RAM	103
2	2	2	-	A	21017-2	SCR,DRIVE (#2x.19) ID PLATE	102
							101
1	1	1	-	B	461264-1	PLATE, IDENTIFICATION	100
2	2	2	-	A	3-21002-0	SCR,BHC (10-32x.88)DRAG	99
1	1	1	-	A	22733-8	SCR,BHC (8-32x.38 LW)ANVIL	98
4	4	4	-	A	2-21002-9	SCR,BHC (10-32x.75)CAP	97
3	3	3	-	A	2-22733-8	SCR,BHC (1/4-20x.62)H5G	96
1	1	1	-	A	2-21002-7	SCR,BHC (10-32x.50)SG ADJ BLK	95
6	6	6	-	A	2-21002-2	SCR,BHC (8-32x.50) TERM H DWN	94
							93
1	1	1	-	A	1-21003-9	SCR, FHC (6-32x.38) DEP	92
							91
							90
1	1	-	-	A	7-21000-9	SCR,SHC (4-40x.19)STRIPPER	89
							88
							87
1	1	1	-	A	2-22603-0	SCR,HEX HD(8-32x.31)FEED FINGER	86
2	2	2	-	A	1-21000-3	SCR,SHC (4-40x.25)FR ST GUIDE	85
3	3	3	-	A	2-21000-7	SCR,SHC (8-32x.50)STRIPPER	84
							83
							82
1	1	1	-	A	3-21000-4	SCR,SHC (10-32x.38)SG ADJ BL	81
							80
-	1	-	-	B	462992-7	GUARD ASSY	79
REF	-	-	-	B	679532-1	INSERT, GUARD	78
							77
							76
							75
1	1	1	-	A	690603-1	SPRING, ASSIST	74
1	1	1	-	A	23030-1	SCR,SHC (6-32x.25 SL) INS DISC	73
1	1	1	-	A	3-21001-5	SCR,SHC (3/8-16x1.00)AIR FEED	72
1	1	1	-	B	459610-1	MOUNT, FEED BRACKET	71
-3	-2	-1	U/M	DWG SIZE	PART NO	DESCRIPTION	ITEM NO
QTY	REQD	PER	ASSY				

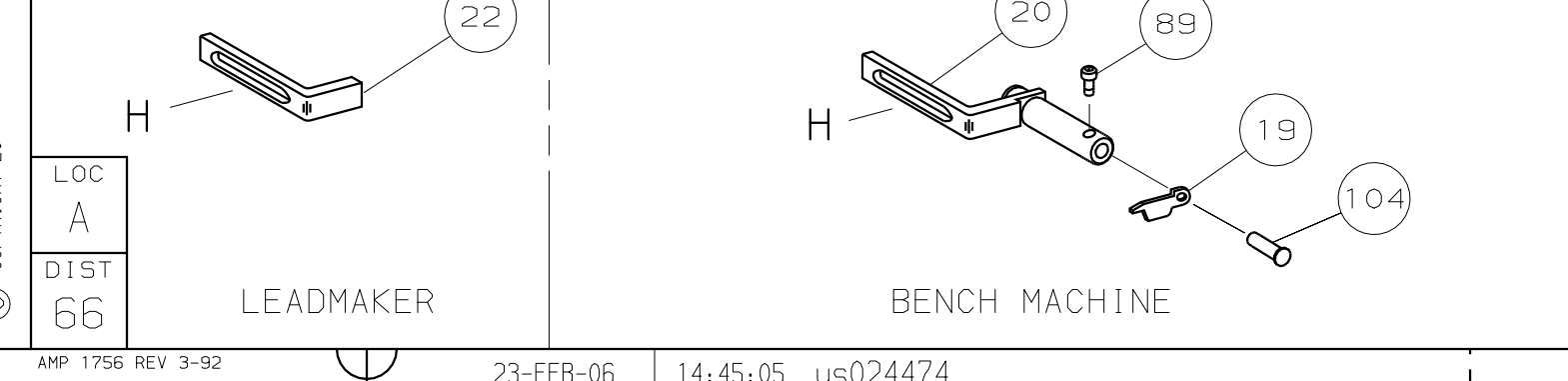


QTY	REQD	PER	ASSY	PART NO	DESCRIPTION	ITEM NO	
						70	
						69	
						68	
-	REF	-	-	A	24042-2	VALVE, SHUT OFF	67
-	REF	-	-	C	692655-6	AIR FEED VALVE ASSY	66
1	1	1	-	B	461065-1	AIR FEED ASSY (1 INCH)	65
2	2	2	-	A	3-21000-9	SCR,SHC (10-32x1.00)AIR ASSY	64
1	-	1	-	A	980285-2	ELBOW, SWIVEL 1/8 NPT - 1/4 T	63
1	-	1	-	A	23238-1	QUICK DISCONNECT	62
21.00	-	21.00	IN	A	27319-4	TUBING, POLY-FLO ø.25	61
						60	
1	1	1	-	C	454220-1	CAP, RAM	59
1	1	1	-	D	454485-1	HOUSING	58
						57	
1	1	1	-	B	694433-8	PAWL, FEED	56
1	-	1	-	A	22374-7	VALVE, QUICK EXHAUST	55
1	-	1	-	A	22304-1	NIPPLE, HEX	54
1	1	1	-	B	461062-1	FEED FINGER ASSY	53
						52	
1	1	1	-	A	811242-2	BUMPER, HOLDDOWN	51
1	1	1	-	A	690753-1	SPACER, TONKER	50
						49	
						48	
						47	
						46	
1	1	1	-	A	690191-1	PLUG, NYLON	45
1	1	1	-	C	455673-1	RAM	44
1	1	1	-	A	690125-1	WASHER, LAMINATED	43
1	1	1	-	A	690124-1	WASHER, RAM	42
1	1	1	-	A	7-21002-9	BOLT, CRIMPER (5/16x1.00)	41
1	1	1	-	A	23241-6	BALL, STEEL	40
1	1	1	-	A	690170-1	SPRING, COMPRESSION	39
1	1	1	-	C	1-690142-0	DISC, INSULATION	38
1	1	1	-	D	354777-1	DISC, WIRE	37
1	1	1	-	A	22480-5	WASHER, SPRING	36
1	1	1	-	B	690212-1	POST, RAM	35
1	1	1	-	B	690786-6	SUPPORT, TERMINAL	34
1	1	1	-	D	455675-1	PLATE, BASE	33
1	1	1	-	A	690432-3	SCREW, ADJUSTMENT	32
						31	
1	1	1	-	B	455689-1	BLOCK, STRIP GUIDE ADJ	30
1	1	1	-	C	455671-1	PLATE, STRIP GUIDE	29
1	1	1	-	C	455888-8	SPACER, FRONT SHEAR DEP	28
2	2	2	-	A	1-22282-3	SPRING, DRAG	27
1	1	1	-	B	690546-1	LEVER, DRAG RELEASE	26
1	1	1	-	B	240792-1	DRAG, TERMINAL	25
1	1	1	-	D	1-690440-2	GUIDE, STRIP (REAR)	24
1	1	1	-	A	693855-1	GUIDE, STRIP (FRONT)	23
-	-	1	-	B	690472-2	STRIPPER	22
						21	
1	1	-	-	A	679218-1	STRIPPER WIRE STOP ASSY	20
1	1	-	-	B	458949-1	STRIPPER	19
						18	
						17	
1	1	1	-	B	318563-1	GUARD, CHIP, FRONT	16
						15	
						14	
						13	
1	1	1	-	A	5-22280-0	SPRING, SHEAR	12
1	1	1	-	B	690461-2	STOP, SHEAR	11
1	1	1	-	C	1-690459-0	HOLDER, SHEAR (FRONT)	10
1	1	1	-	C	318707-1	SHEAR, FLOAT (FRONT)	9
1	1	1	-	C	3-1633116-2	ANVIL	8
						7	
1	1	1	-	C	455888-3	SPACER, CRIMPER	6
1	1	1	-	C	318701-1	DEPRESSOR, SHEAR (FRONT)	5
1	1	1	-	B	1-238011-0	SPACER, BLOCK CRIMPER	4
1	1	1	-	C	1-1583690-0	CRIMPER, INSULATION	3
1	1	1	-	C	455888-9	SPACER, CRIMPER	2
1	1	1	-	C	2-1633305-4	CRIMPER, WIRE	1
-3	-2	-1	U/M	DWG SIZE	PART NO	DESCRIPTION	ITEM NO
QTY	REQD	PER	ASSY				

DIMENSIONS IN INCHES. DO NOT SCALE PRINT.  
TOLERANCES UNLESS OTHERWISE SPECIFIED:  
2 PLC DEC ±.25  
3 PLC DEC ±.125  
4 PLC DEC ±.0625  
ANGLES ±-  
SURF TEXTURE: ✓  
REMOVE BURRS, BREAK SHARP EDGES R.015 MAX

MATL	-	HT TR	-	FIN	-
DR B.HIGMAN	30SEPO5	APP T.ELBIN	30SEPO5	Tyco Electronics Harrisburg, PA 17105-3608	
NAME	SIDE FEED HDM APPLICATOR		MACHINE REF MINI APPL		
SCALE	D	DWG NO	1852126	SHEET	1 OF 1

CAGE CODE 00779 CUSTOMER AND ASSEMBLY DRAWING



THIS DRAWING IS A CONTROLLED DOCUMENT.

THIS DRAWING IS UNPUBLISHED.  
RELEASED FOR PUBLICATION BY AMP INCORPORATED. ALL RIGHTS RESERVED.  
LOC A  
DST 66  
AMP 1756 REV 3-92

1852126

D

C

B

A