

THIS INFORMATION IS CONFIDENTIAL AND IS DISCLOSED TO YOU ON CONDITION THAT NO FURTHER DISCLOSURE IS MADE BY YOU TO OTHER THAN AMP PERSONNEL WITHOUT WRITTEN AUTHORIZATION FROM AMP INCORPORATED, HARRISBURG, PA.

DIMENSIONS IN INCHES. DO NOT SCALE PRINT.

PRINT 3
DIST B

AMP 1253 REV 7/60 8

7

6


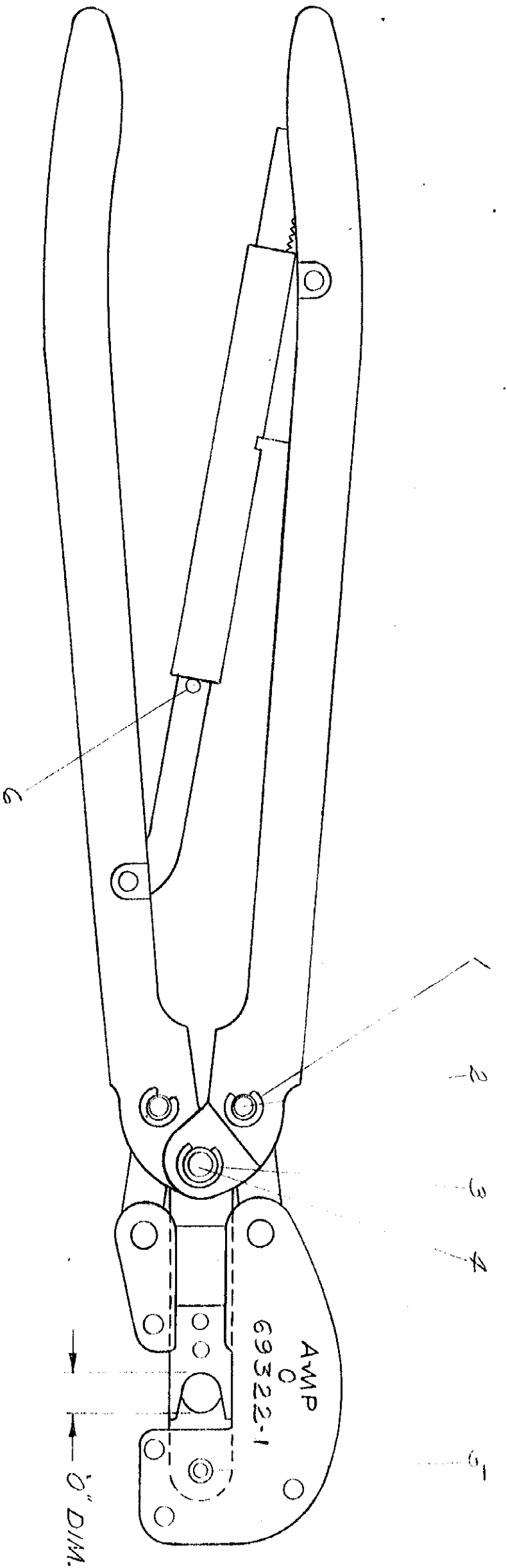
5

4

3

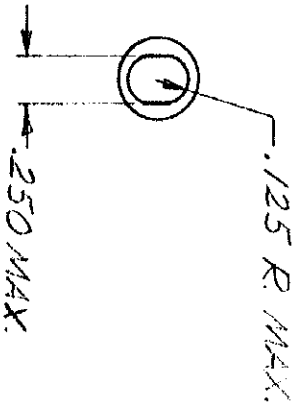
2

1



SUGGESTED PLUG GAGE DESIGN

"0" DIM.	
GO	NO GO
.298	.309



Gage dimensions apply when tool is bottomed but not under pressure.

For replacement of parts other than listed, tool should be returned to our factory to insure proper Certi-Crimp adjustment.

ITEM NO	REMARKS	NAME	NUMBER	DWG SIZE
1		RING-RETAINING	21045-3	4
2		PIN-RETAINING	300388	2
3		RING-RETAINING	21045-6	2
4		PIN-RETAINING	300389	1
5		PIN-ROLL	5-21028-7	1
6		PIN	304190-4	1

REQUIRED PER ASSEMBLY

REMARKS
CUSTOMER COPY
REFERENCE ONLY

AMP INCORPORATED
HARRISBURG, PENNA.

CLASS
LAMINATED

SCALE
1-1

NO
69322-1

DESCRIPTION	NUMBER	REVISION RECORD	CHK	DATE
69322-1	1	REVISED	RY	7-13-64
		REVISED	BS	7-13-64

AMP 1253 REV 7/60 8

A

B

C

D