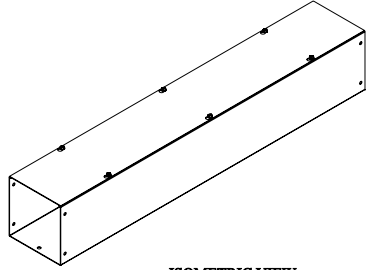
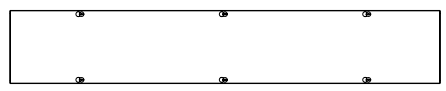


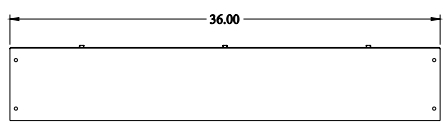
PART No. CWSC636NK
 for more information visit www.hammfg.com
 Data subject to change without notice
 Isometric drawing Not to Scale



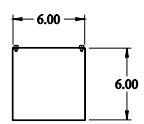
ISOMETRIC VIEW



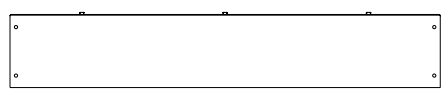
TOP VIEW



FRONT VIEW



SIDE VIEW



BACK VIEW



SIDE VIEW



BOTTOM VIEW