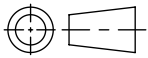
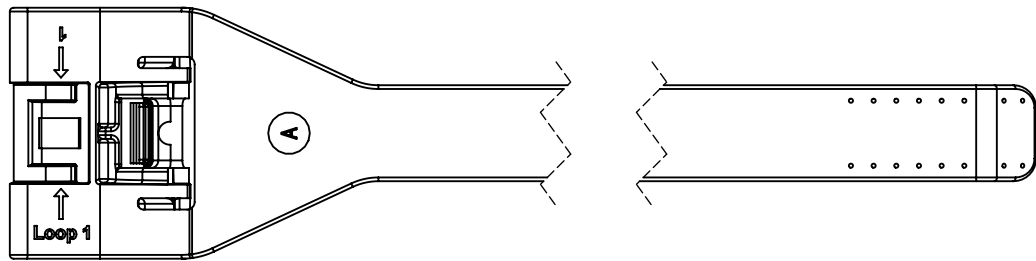
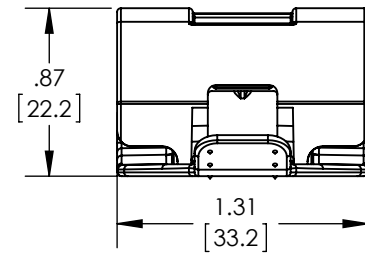
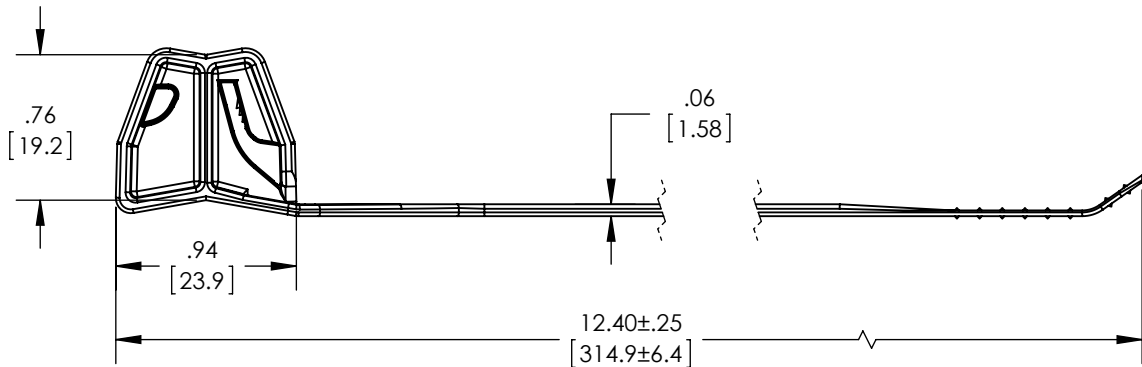

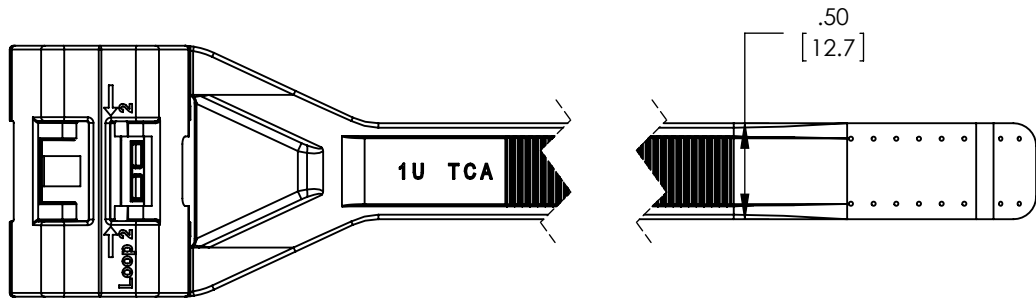


SW2011



Revision level			Revision Record	Changed	Date	Approved	Date
Drawing	State	Part					
05.1	Design Release	A	SEE ECN# 013241	KEP	8/27/2015	KAC	8/27/2015



Maximum Combined Bundle Diameters (in)	Minimum Loop Tensile Strength (lbs) with 1/4" top bundle and 1" bottom bundle
2.75	120

Material
PA66HIRHSUV

Units: inches
Dimension without tolerances details to:
.xxxx = ±.0005
.xxx = ±.005
.xx = ±.01
.x = ±.03
None = ±.06
∠ = ±0.5°
Dimension Formatted in[mm]

The copyright of this drawing is reserved by HellermannTyton. It is issued on condition that it is not reproduced, copied, or disclosed to a third party, either wholly or in part, without the consent of HellermannTyton.

Drawn WPT 11/26/2014
Approved WPT 11/26/2014
HellermannTyton
North America
Email: corp@htamericas.com
Web: www.hellermann.tyton.com

Article/Type-No TAS120M
Title Aerial Support Cable Tie
Drawing-No 12-0018-021-CSU
Production : Phase

Scale 1:1
Project Number PRP 12-0018
Format AH
Sheet 1/1