

PART NAME

PLASTIBOX (STYLE A)

PART No.

PT-11338 & PS-11339

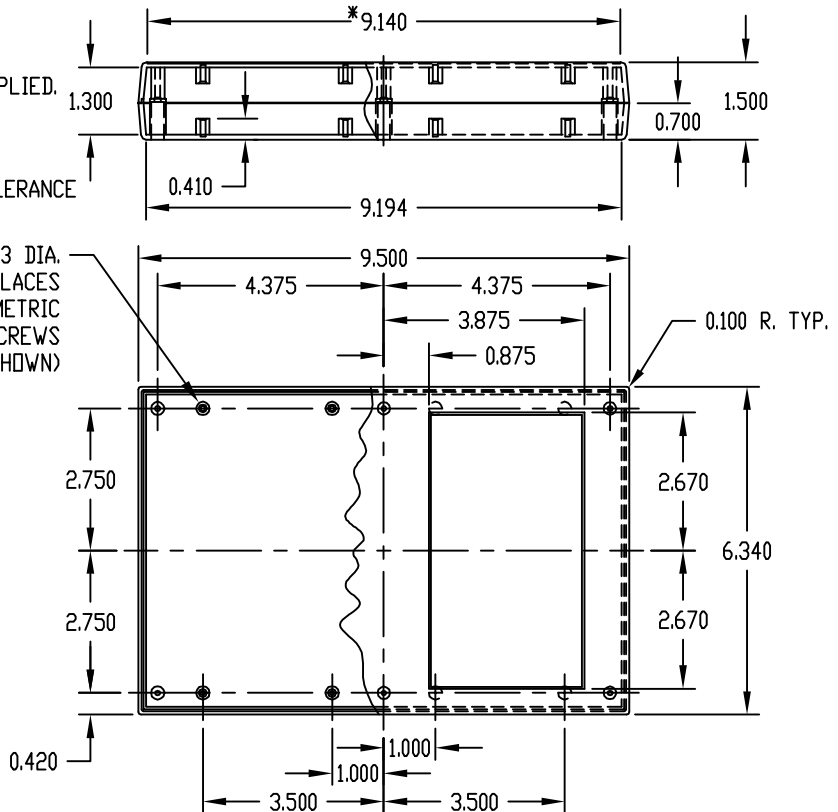
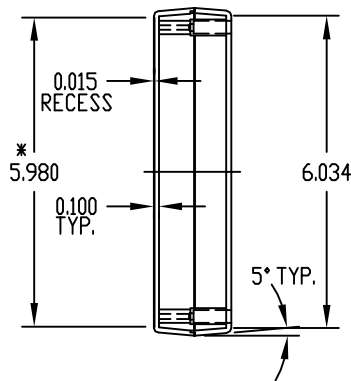
MATERIAL: HIGH-IMPACT ABS
COLOR: BLACK OR GRAY

FINISH: PREFIX PS - TEXTURED BODY WITH SMOOTH TOP INSERT.
PREFIX PT - TEXTURED BODY WITH TEXTURED TOP.

SIX (6) #4 x 0.375' LG. SCREWS SUPPLIED FOR ASSEMBLING TOP.
FOUR (4) NON-SKID PUSH-ON FEET SUPPLIED.
*-USABLE AREA ON COVER ALSO AVAILABLE FOR CUSTOM MOLDING.

NOTE: ALL DIMENSIONS HAVE ±0.015 TOLERANCE UNLESS OTHERWISE SPECIFIED.

0.260 DIA. BOSS WITH 0.093 DIA. HOLE x 0.310 DEEP (16) PLACES MOUNTING BOSSES USE EITHER M2.5 METRIC OR #4 STD. SHEET METAL SCREWS x 0.250' LG. (NOT SHOWN)



PART NAME

PLASTIBOX (STYLE B)

PART No.

PSS-11350 & PNS-11351

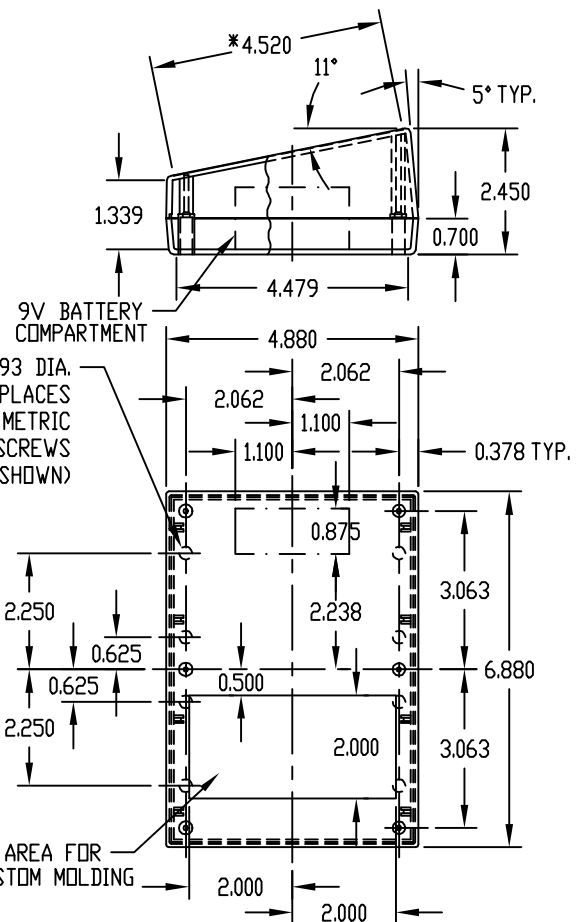
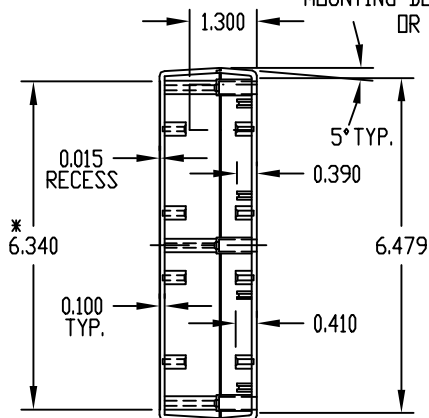
MATERIAL: HIGH-IMPACT ABS
COLOR: BLACK OR GRAY

FINISH: PREFIX PSS- TEXTURED BODY WITH SMOOTH TOP AND END INSERTS.
PREFIX PNS- TEXTURED BODY WITH SMOOTH TOP AND END INSERTS AND 9V BATTERY COMPARTMENT.

SIX (6) #4 x 0.375' LG. SCREWS SUPPLIED FOR ASSEMBLING TOP.
FOUR (4) NON-SKID PUSH-ON FEET SUPPLIED.

*-USABLE AREA ON COVER ALSO AVAILABLE FOR CUSTOM MOLDING.

0.260 DIA. BOSS WITH 0.093 DIA. HOLE x 0.310 DEEP (16) PLACES MOUNTING BOSSES USE EITHER M2.5 METRIC OR #4 STD. SHEET METAL SCREWS x 0.250' LG. (NOT SHOWN)



NOTE: ALL DIMENSIONS HAVE ±0.015 TOLERANCE UNLESS OTHERWISE SPECIFIED.