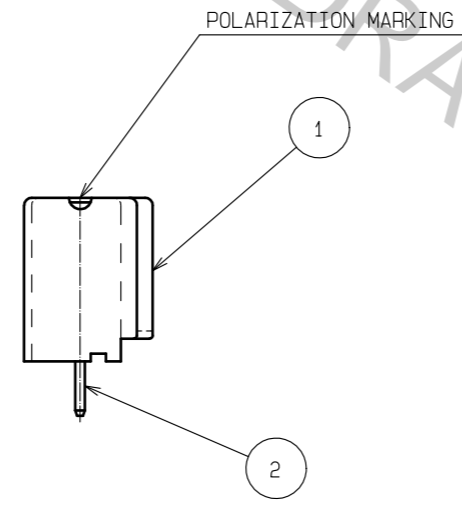
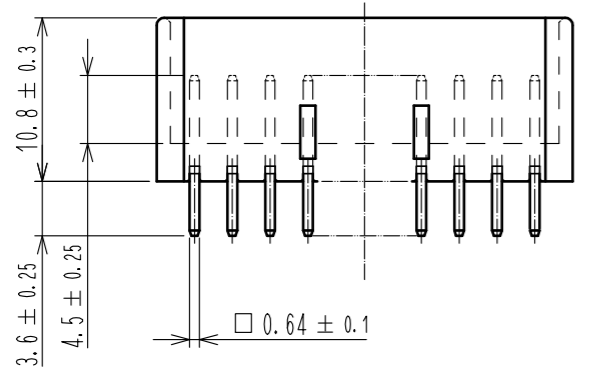
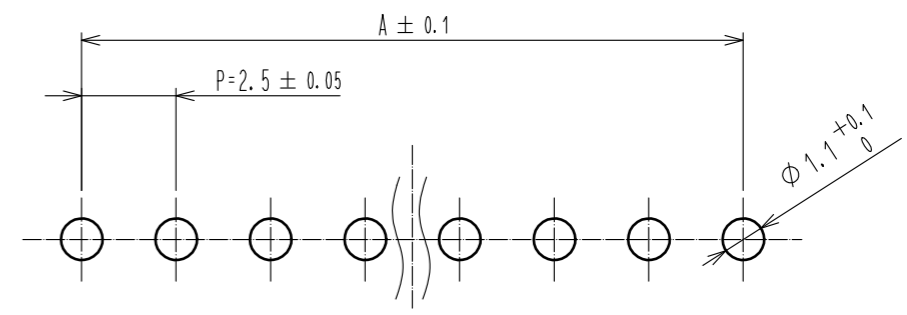
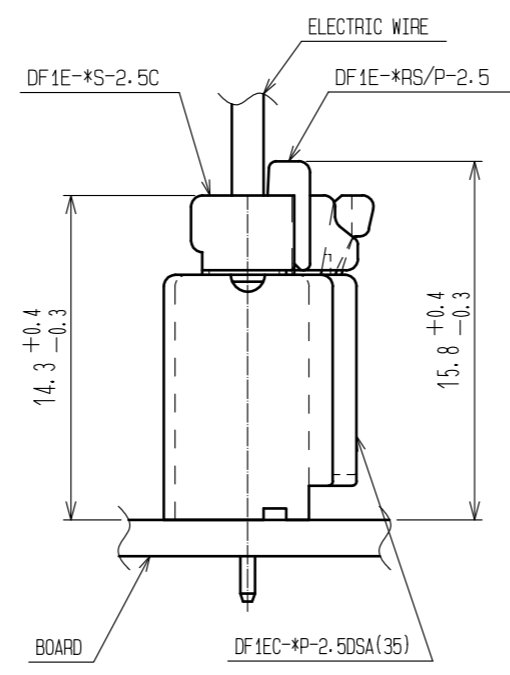
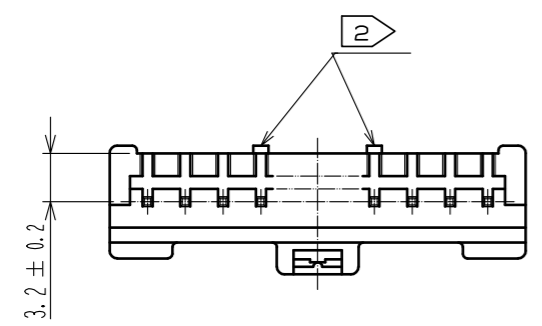


RECOMMENDED PCB LAYOUT(5:1)
(PCB THICKNESS:1.6±0.1)



APPLICATION DIAGRAM(3:1)



PART No.	CODE No.	NUMBER OF CONTACT	A	B
DF1EC- 2P-2.5DSA(35)	CL541-0867-4-35	2	2.5	7.5
DF1EC- 3P-2.5DSA(35)	CL541-0868-7-35	3	5.0	10.0
DF1EC- 4P-2.5DSA(35)	CL541-0869-0-35	4	7.5	12.5
DF1EC- 5P-2.5DSA(35)	CL541-0870-9-35	5	10.0	15.0
DF1EC- 6P-2.5DSA(35)	CL541-0871-1-35	6	12.5	17.5
DF1EC- 7P-2.5DSA(35)	CL541-0872-4-35	7	15.0	20.0
DF1EC- 8P-2.5DSA(35)	CL541-0873-7-35	8	17.5	22.5
DF1EC- 9P-2.5DSA(35)	CL541-0874-0-35	9	20.0	25.0
DF1EC-10P-2.5DSA(35)	CL541-0875-2-35	10	22.5	27.5
DF1EC-11P-2.5DSA(35)	CL541-0876-5-35	11	25.0	30.0
DF1EC-12P-2.5DSA(35)	CL541-0877-8-35	12	27.5	32.5
DF1EC-13P-2.5DSA(35)	CL541-0878-0-35	13	30.0	35.0
DF1EC-14P-2.5DSA(35)	CL541-0879-3-35	14	32.5	37.5
DF1EC-15P-2.5DSA(35)	CL541-0880-2-35	15	35.0	40.0

- NOTES
- 1 CONFIGURATION OF DF1EC-2P-2.5DSA(35), DF1EC-3P-2.5DSA(35) AND DF1EC-4P-2.5DSA(35).
 - 2 AND 3 OF CONTACTS MAKE DRAWING FORM (PROJECTION) UNNECESSARY, AND 4 OF CONTACTS CONSIDERED AS ONE PROJECTION IN THE CENTER.
 3. UL(FILE NO.E52653).
- C-UL(FILE NO.E52653) APPROVED PRODUCT.



1	POLYAMIDE	NATURAL (BEIGE)・UL94V-0	2	BRASS	SURFACE:TIN PLATED 1μm min UNDER PLATING:NICKEL PLATED 0.5μm min		
NO.	MATERIAL	FINISH . REMARKS	NO.	MATERIAL	FINISH . REMARKS		
UNITS mm		SCALE 2 : 1	COUNT 	DESCRIPTION OF REVISIONS	DESIGNED	CHECKED	DATE
HRS HIROSE ELECTRIC CO., LTD.		APPROVED : KI. AKIYAMA	15.05.23	DRAWING NO.	EDC-161943-35-00		
		CHECKED : TS. FUKUSHIMA	15.05.23	PART NO.	DF1EC-*P-2.5DSA(35)		
		DESIGNED : TS. KUMAZAWA	15.05.23	CODE NO.	CL541-		
		DRAWN : MI. SAKIMURA	15.05.23				