

MINITEK® SHROUDED STACKING HEADER

OVERVIEW

FCI's 98426 is a shrouded stacking header on a 2mm pitch. Its primary purpose is to enable stable, controlled spacing between two parallel printed circuit boards. In a typical application the unshrouded end of the 98426 would be soldered to the first PCB while the shrouded end would mate with a receptacle on the other PCB.

The four wall shroud helps prevent mis-mating. Other applications include making wire/cable connections through one board to another board. (See illustration, right.) Using the part number selector, it is possible to specify the pin length and stack height required, along with the number of circuits and the plating.

The 98426 is part of the Minitek® range, FCI's 2mm modular connector system which includes all types of header, receptacle, cable connectors and wire connectors. The components in the Minitek® system are fully intermateable, including the shrouded stacking header.



MINITEK® SHROUDED STACKING HEADER

TECHNICAL INFORMATION

MATERIALS

- Housing: High-temperature thermoplastic
- Colour: Cream and black
- Flammability rating: UL94V-0
- Pin: Copper alloy
- Plating: Gold/GXT over 1.2µm (50µin.) nickel matte tin on tails

ELECTRICAL PERFORMANCE

- Current rating: 2A continuous
- Insulation resistance: 1x 10⁵ Ω min.
- Dielectric withstanding voltage: 650V
- Voltage rating: 200V

ENVIRONMENTAL

- -40°C to +125°C

MECHANICAL PERFORMANCE

- Mating cycles (durability): 100



PROCESSING INFORMATION

- Compatible with lead-free wave, not intended to be reflow processible

APPROVALS AND CERTIFICATIONS

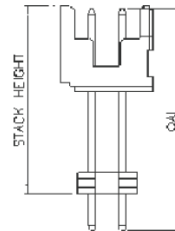
- This product is RoHS compatible according to the European Union Directive 2002/95/IEC

SPECIFICATIONS

-  File no. E66906
-  File no. LR46923
- Product drawing: 98426
- Product specifications: DPS-12-011 and GS-12-163


PART NUMBERS

98426	PLATING	PIN STYLE	TOTAL POSITIONS	STACK HEIGHT	LF	
			03 to 25			
0.76µm (30µin.) GXT on mating area; 2µm min. (50µin.) tin on tails				G	min. 104 (10.4mm)	XXX
0.38µm (15µin.) GXT on mating area; 2µm min. (50µin.) tin on tails				S	max. 290 (29.0mm)	XXX



Pin Style	01	02	03	04	05	06	07	08	09	10	11	12	13	14	15	16
OAL (mm)	12.8	13.5	14.1	15.6	16.3	17.1	18.3	19.1	20.3	21.1	22.3	23.3	26.0	28.0	30.0	32.0

Description	Part Number
Vertical receptacles	55510 63453
MINITEK® CTW contacts and housings	77138 1004443 90311 90312
MINITEK® IDC receptacles	89947 89361
MINITEK® Active latch and contacts	10073599 77138 10044403



BWBMTSTKHD115EA4