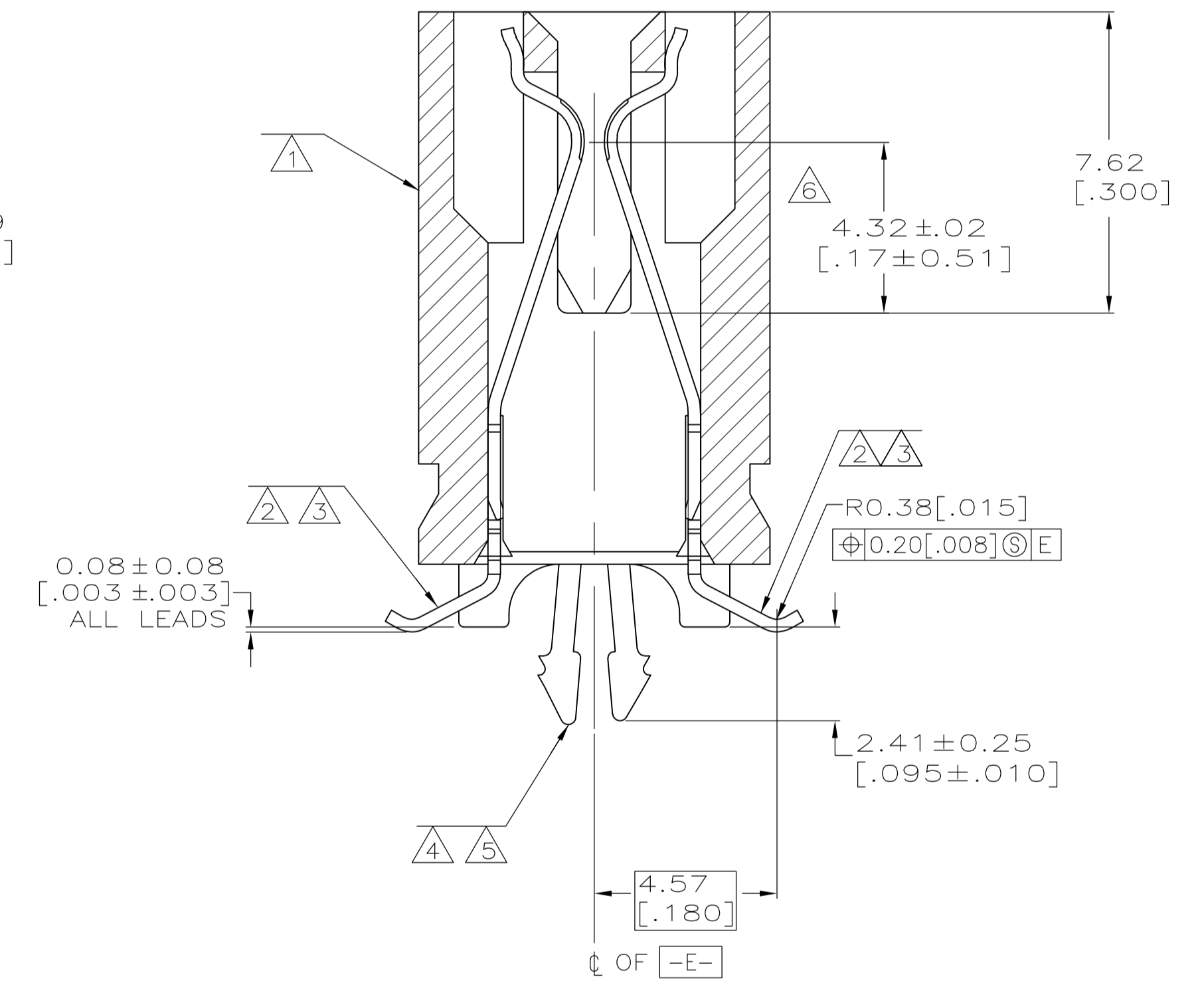
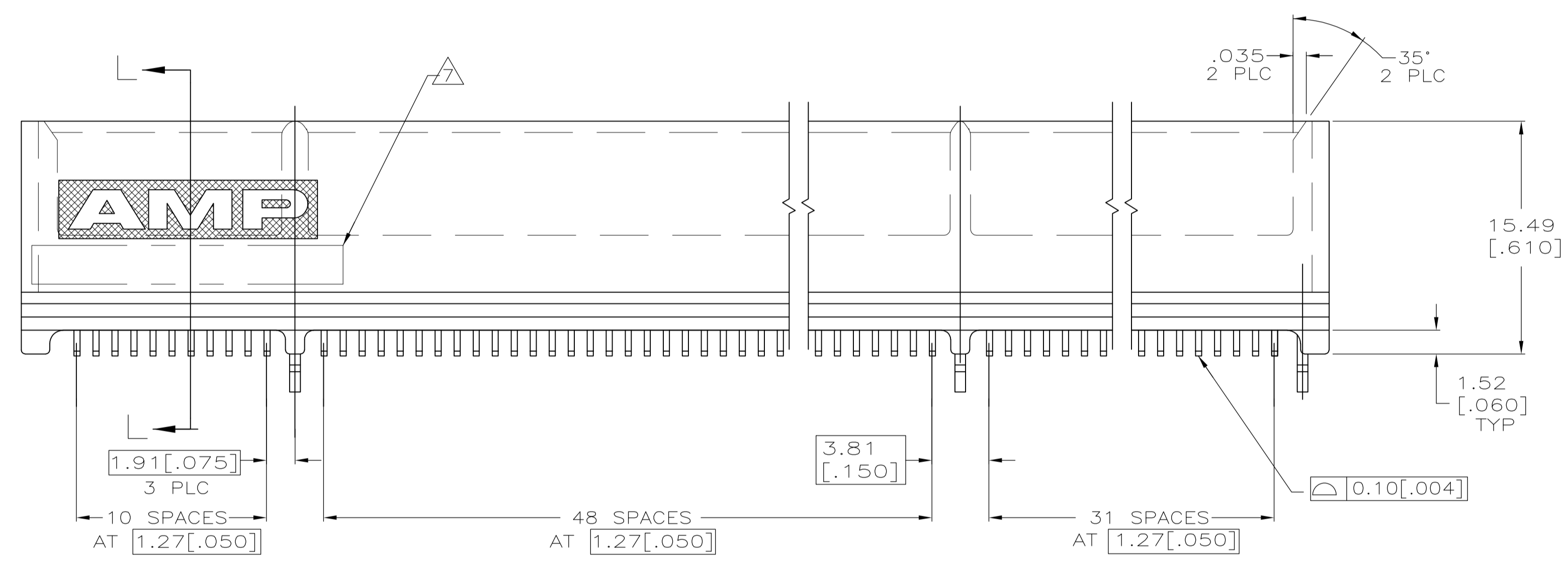
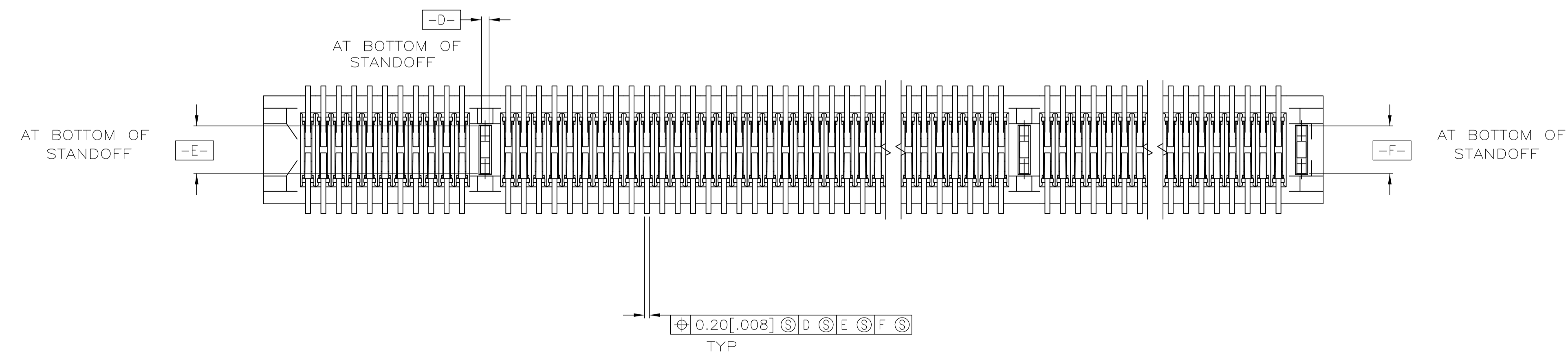


- ① HOUSING: HIGH TEMPERATURE THERMOPLASTIC.
- ② CONTACT: PHOSPHOR BRONZE.
- ③ CONTACT FINISH: .000100 MIN NICKEL ALL OVER. .000030 MIN GOLD OVER NICKEL IN CONTACT AREA. .000100 MIN MATTE TIN OVER NICKEL ON SOLDER TAILS.
- ④ METAL HOLD DOWN: BRASS
- ⑤ METAL HOLD DOWN FINISH: .000050 MIN NICKEL ALL OVER. .000150 MIN MATTE TIN ALL OVER.
- ⑥ DISTANCE FROM CONTACT POINT TO BOTTOM OF CARD SLOT.
- △ AMP PART NUMBER, DATE CODE AND CSA LOGO MARKED IN APPROXIMATE AREA SHOWN.

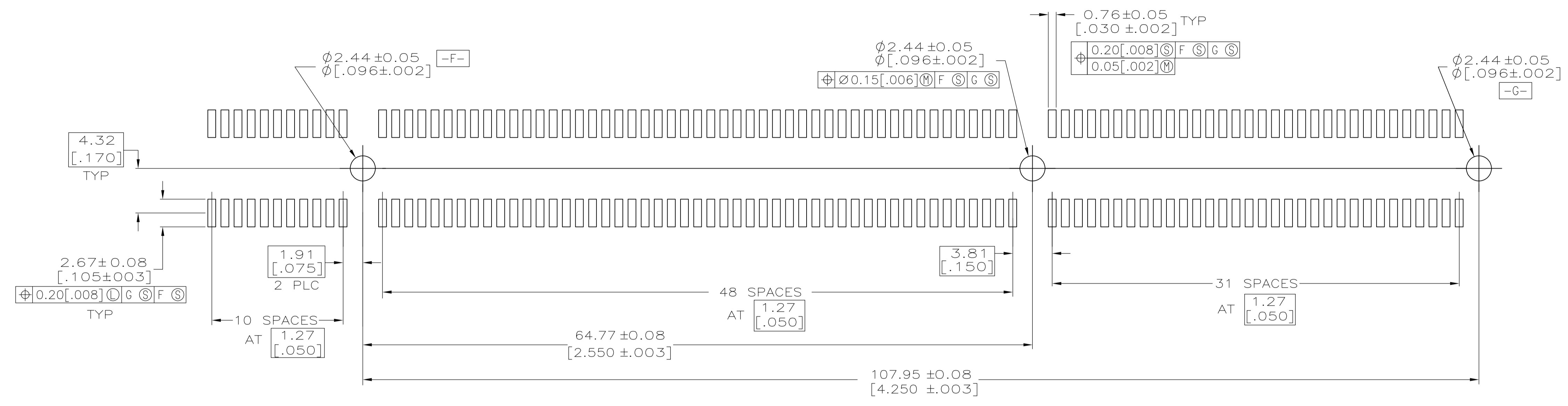


SECTION L-L  
SCALE 8:1

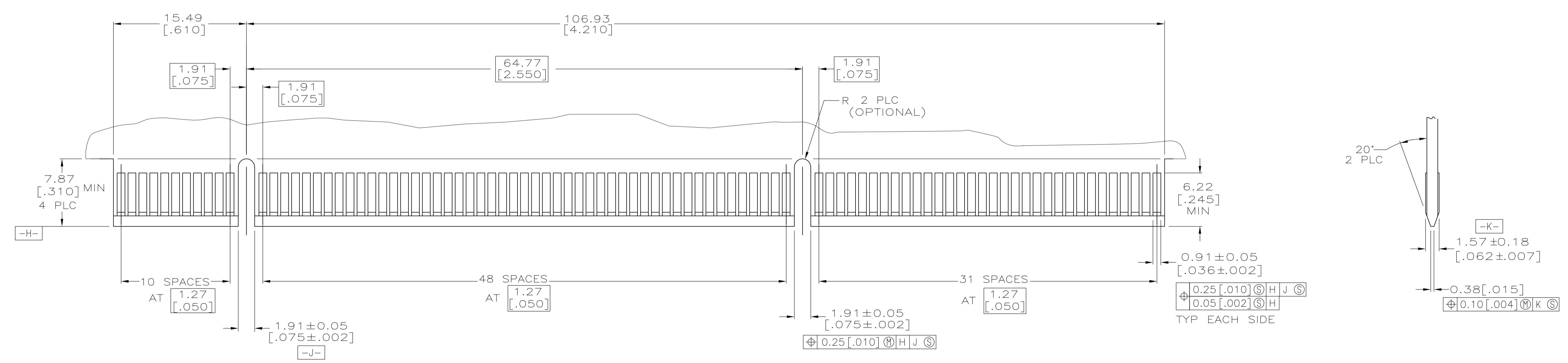


TUBE	5145547-2
TRAY	5145547-1
PACKAGING	PART NUMBER

THIS DRAWING IS A CONTROLLED DOCUMENT.		DWN AL FRANTUM 18 MAY 05	Tyco Electronics Corporation Harrisburg, Pa 17105-3608
DIMENSIONS: mm [INCHES]		CHK AL FRANTUM 18 MAY 05	
TOLERANCES UNLESS OTHERWISE SPECIFIED:		APVD -	NAME
0 PLC ± -	1 PLC ± -	2 PLC ± 0.13 [.005]	PRODUCT SPEC
3 PLC ± -	4 PLC ± -	ANGLES ± °	APPLICATION SPEC
MATERIAL	FINISH	WEIGHT	SIZE
①②③④	⑤⑥	-	A1
CUSTOMER DRAWING		SCALE 4:1	SHEET 1 OF 2
DRAWING NO. A100779		PART NO. 5145547	



RECOMMENDED CONNECTOR MOUNTING HOLE PATTERN  
(CONNECTOR SIDE SHOWN)



RECOMMENDED MATING BOARD EDGE CONFIGURATION

THIS DRAWING IS A CONTROLLED DOCUMENT.		DWN: AL FRANTUM 18 MAY 05 CHK: AL FRANTUM 18 MAY 05 APVD:	<b>tyco</b> Electronics Tyco Electronics Corporation Harrisburg, Pa 17105-3608
DIMENSIONS: mm [INCHES]	TOLERANCES UNLESS OTHERWISE SPECIFIED: 0 PLC ± - 1 PLC ± - 2 PLC ± 0.13 [ $.005$ ] 3 PLC ± - 4 PLC ± - ANGLES ± - °	PRODUCT SPEC: - APPLICATION SPEC: - WEIGHT: -	NAME: CONNECTOR ASSEMBLY, 92 DUAL POSITION, .050 SERIES, STANDARD EDGE SURFACE MOUNT SIZE: A1 CAGE CODE: 00779 DRAWING NO: 5145547 RESTRICTED TO: -
MATERIAL: SEE SHEET 1	FINISH: SEE SHEET 1	CUSTOMER DRAWING SCALE: 4:1 SHEET 2 OF 2 REV A	