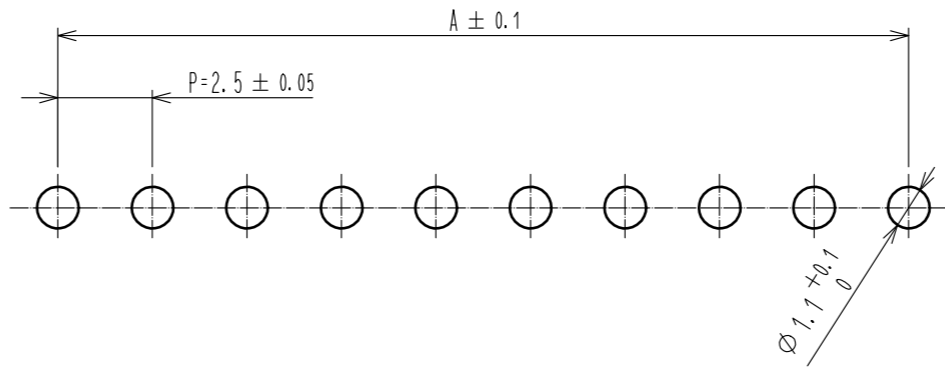
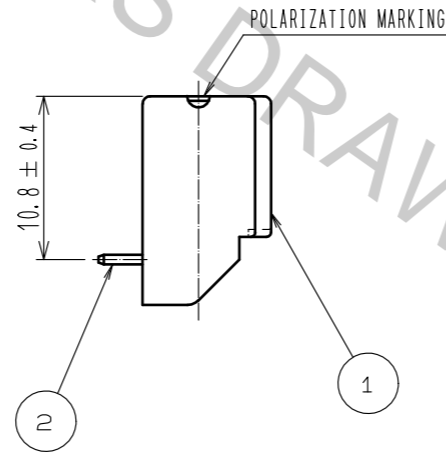
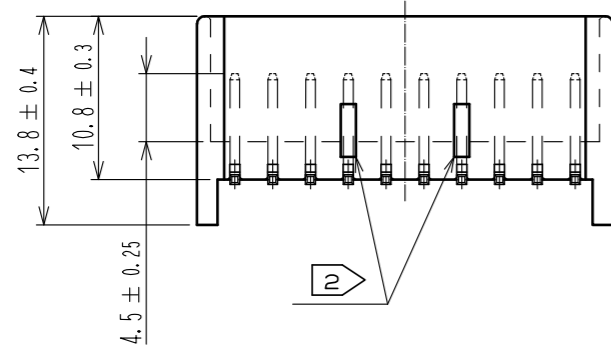


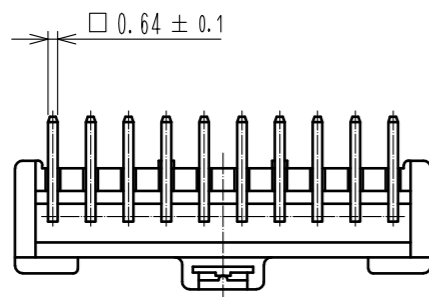
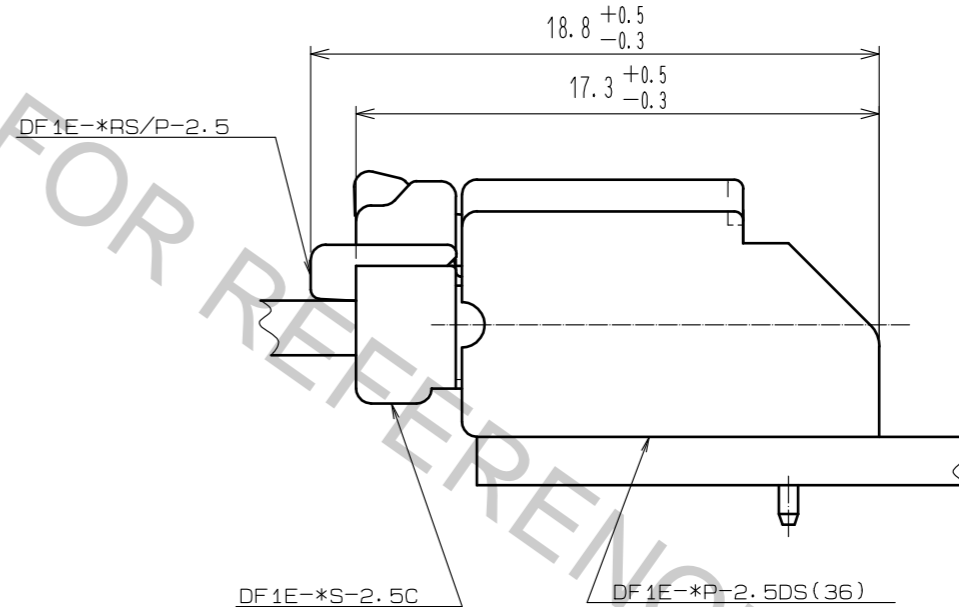
RECOMMENDED PCB LAYOUT(5:1)
(PCB THICKNESS:1.6±0.1)



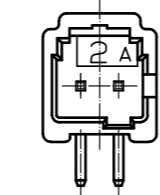
PART No.	CODE No.	NUMBER OF CONTACT	A	B
DF1E- 2P-2.5DS(36)	CL541-0985-0-36	2	2.5	7.5
DF1E- 3P-2.5DS(36)	CL541-0986-3-36	3	5	10
DF1E- 4P-2.5DS(36)	CL541-0987-6-36	4	7.5	12.5
DF1E- 5P-2.5DS(36)	CL541-0988-9-36	5	10	15
DF1E- 6P-2.5DS(36)	CL541-0989-1-36	6	12.5	17.5
DF1E- 7P-2.5DS(36)	CL541-0990-0-36	7	15	20
DF1E- 8P-2.5DS(36)	CL541-0991-3-36	8	17.5	22.5
DF1E- 9P-2.5DS(36)	CL541-0992-6-36	9	20	25
DF1E-10P-2.5DS(36)	CL541-0993-9-36	10	22.5	27.5
DF1E-11P-2.5DS(36)	CL541-0994-1-36	11	25	30
DF1E-12P-2.5DS(36)	CL541-0995-4-36	12	27.5	32.5
DF1E-13P-2.5DS(36)	CL541-0996-7-36	13	30	35
DF1E-14P-2.5DS(36)	CL541-0997-0-36	14	32.5	37.5
DF1E-15P-2.5DS(36)	CL541-0998-2-36	15	35	40




APPLICATION DIAGRAM(4:1)



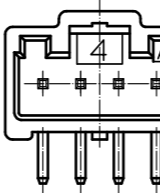
1 FOR DF1E-2P-2.5DS(36)



1 FOR DF1E-3P-2.5DS(36)



1 FOR DF1E-4P-2.5DS(36)



- NOTES
- 1 CONFIGURATION OF DF1E-2P-2.5DS(36), DF1E-3P-2.5DS(36) AND DF1E-4P-2.5DS(36).
 - 2 AND 3 OF CONTACTS MAKE DRAWING FORM (PROJECTION) UNNECESSARY, AND 4 OF CONTACTS CONSIDERED AS ONE PROJECTION IN THE CENTER.
 3. UL(FILE NO.E52653), C-UL(FILE NO.E52653) APPROVED PRODUCT.



1	POLYAMIDE	NATURAL (BEIGE) . UL94V-0	2	BRASS	SURFACE:GOLD PLATED 0.2µm min UNDER PLATING:NICKEL PLATED 1µm min		
NO.	MATERIAL	FINISH . REMARKS	NO.	MATERIAL	FINISH . REMARKS		
UNITS mm		SCALE 2 : 1	COUNT 	DESCRIPTION OF REVISIONS	DESIGNED	CHECKED	DATE
HRS HIROSE ELECTRIC CO., LTD.		APPROVED : KI. AKIYAMA	15.05.29	DRAWING NO.	EDC-161951-36-00		
		CHECKED : TS. FUKUSHIMA	15.05.29	PART NO.	DF1E-*P-2.5DS(36)		
		DESIGNED : TS. KUMAZAWA	15.05.29	CODE NO.	CL541-		
		DRAWN : MI. SAKIMURA	15.05.28				