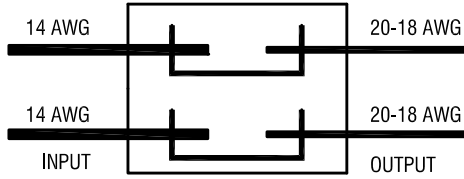
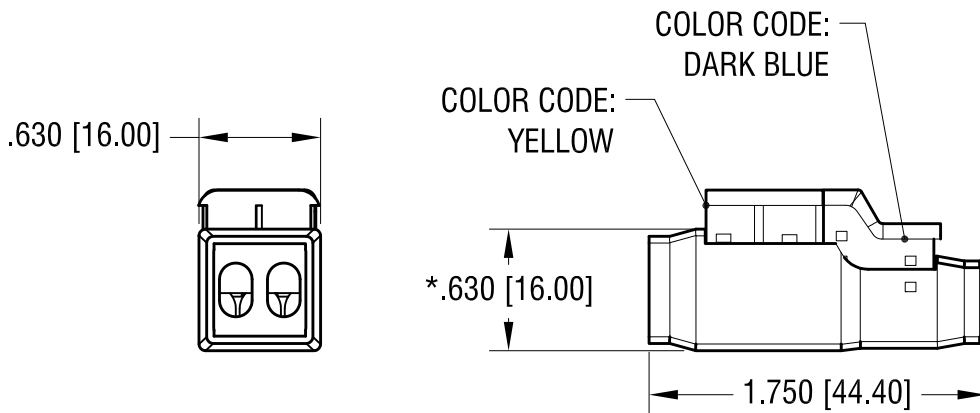
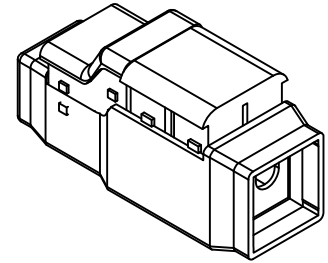


THIS DOCUMENT IS THE PROPERTY OF  
KEYSTONE ELECTRONICS CORP. AND  
SHALL NOT BE REPRODUCED, DISTRIBUTED  
OR USED AS A BASIS FOR MANUFACTURE  
WITHOUT PRIOR WRITTEN PERMISSION  
FROM KEYSTONE ELECTRONICS CORP.

**SCHEMATIC**



**ACTUAL SIZE:**



**NOTE:**

1. UNEQUAL DIAMETER 2 PIN TO 2 PIN TWO WAY SERIES
2. INSULATION: MAT'L- POLYCARBONATE, LEXAN UL 94V-0
3. CONTACT: MAT'L- COPPER ALLOY  
FINISH- TIN PLATE, OVER NICKEL PLATE
4. FOR WIRE: SOLID WIRE  
WIRE SIZE: 14 AWG, INPUT  
20 AWG MIN. - 18 AWG MAX., OUTPUT
5. RATED VOLTAGE 300V  
RATED CURRENT: 5 A

\* HEIGHT OF CLOSED CONNECTOR

**KEYSTONE ELECTRONICS CORP.**

www.keyelco.com • ASTORIA, N.Y. 11105-2017 • Tel (718) 956-8900

PART NAME			
TWO WAY SERIES WIRE CONNECTOR			
MATERIAL			
AS NOTED			
FINISH		DRN BY	DATE
AS NOTED		NT	1.06.17
		APP'D	SCALE
		LN	1X
TOLERANCES	INCH	[MM]	CODE
DECIMAL	± .010	[± 0.25 ]	C
ANGULAR	± 1°		
UNLESS OTHERWISE SPECIFIED			
DWG NO.		8362	

DATE	DESCRIPTION	REV.