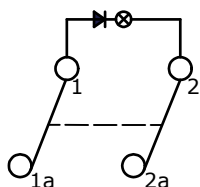


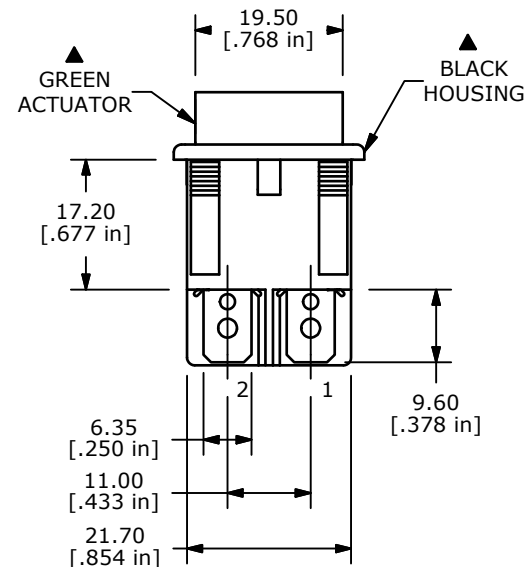
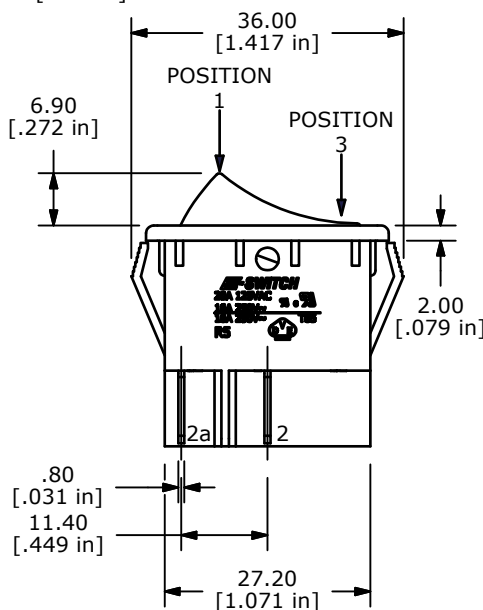
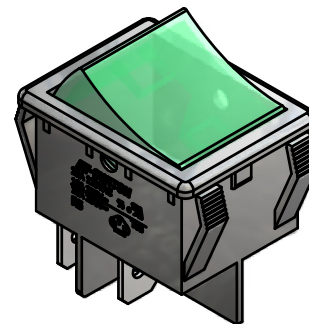
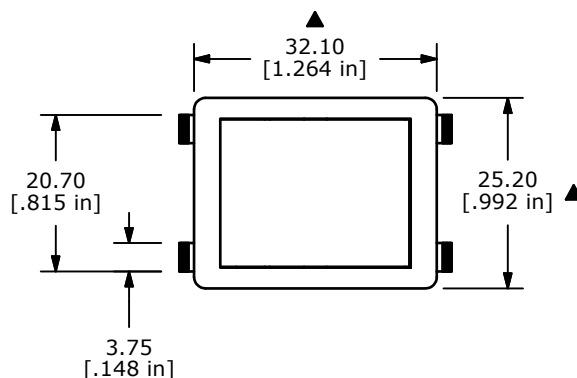
RECOMMENDED PANEL MOUNTING

PANEL THICKNESS	X
0.75-1.25	30.0-30.2
1.25-2.00	30.2-30.4
2.00-3.00	30.6-30.8

SWITCH FUNCTION		
POS. 1	POS. 2	POS. 3
OFF	NONE	ON
OPEN	N/A	1-1a, 2-2a



CIRCUIT: DPST ON-OFF



NOTES:

1. ALL DIMENSIONS IN MM [INCH]
2. GENERAL TOLERANCE: X.X=±0.4
X.XX=±0.25
3. TERM. NOS. FOR REF. ONLY
- ▲4. RATING: 20A @125VAC 3/4HP UL APPROVED
16A @250VAC 1HP UL APPROVED
16A @ 250VAC 1HP VDE APPROVED
5. ELECTRICAL LIFE: 10,000 CYCLES
6. MECHANICAL LIFE: 30,000 CYCLES
7. CONTACT RESISTANCE: <20 MILLI-OHMS INITIAL
8. DIELECTRIC STRENGTH: >1,500V AC 1MIN
9. INSULATION RESISTANCE: >1000MOHMS
10. OPERATING TEMP: TERMINAL SIDE: -20°C to 85°C
ROCKER SIDE: -20°C to 55°C
- ▲11. LAMP: INCANDESCENT 12V DC
12. ▲DENOTES CRITICAL PARAMETER.
13. 2002/95/EC (ROHS) COMPLIANT



E	20142	ADD HP RATING	08/31/11	BMA
D	19771	UPDATE / CONVERT TO INVENTOR	03/18/11	BMA
REV	PCR NO	DESCRIPTION	DATE	BY

TITLE R5BBLKGRNEF3				
SCALE	DATE	DR	DWG	REV
1:1	3/21/2011	BMA	M050200	E

THE INFORMATION CONTAINED IN THIS DOCUMENT IS PROPRIETARY TO E-SWITCH AND IS NOT TO BE COPIED OR TRANSFERRED