THIS DRAWING IS UNPUBLISHED. RELEASED FOR PUBLICATION 20
© COPYRIGHT 20 BY TYCO ELECTRONICS CORPORATION. ALL RIGHTS RESERVED.

LOC	DIST
CM	00

REVISIONS

P	LTR	DESCRIPTION	DATE	DWN	APVD
	H	ECO-07-028188	07DEC2007	KW	CC

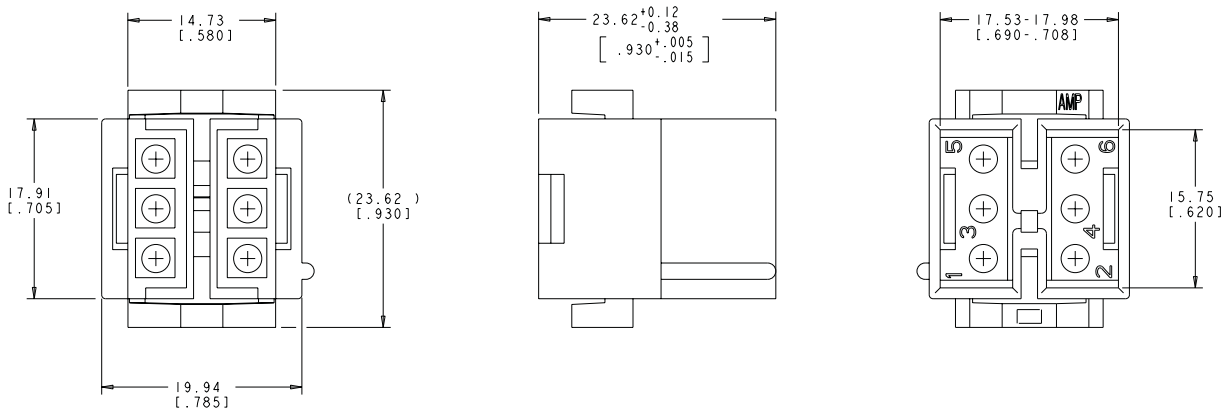

1. PART USES MATE-N-LOK™ DUAL LANCE PINS.
2. PART MATES WITH PLUG 480696.
4. EFFECTIVE PANEL THICKNESS "E" IS 1.02-2.54 [.040-.100] AND IS DEPENDENT ON "T" AND "R".
5. CAP MUST BE INSERTED IN A ROCKING MANNER.
6. HOUSING MUST ENTER THE PANEL IN THE SAME DIRECTION AS THE PUNCH.
7. PANEL MUST NOT HAVE ANY MATERIAL (PAINT, PORCELAIN, ETC.) APPLIED IN THE MOUNTING HOLE AREA THAT WOULD DECREASE RETENTION OF THE HOUSING IN THE PANEL.

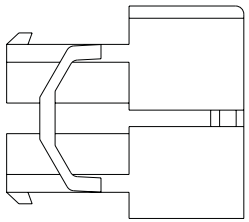

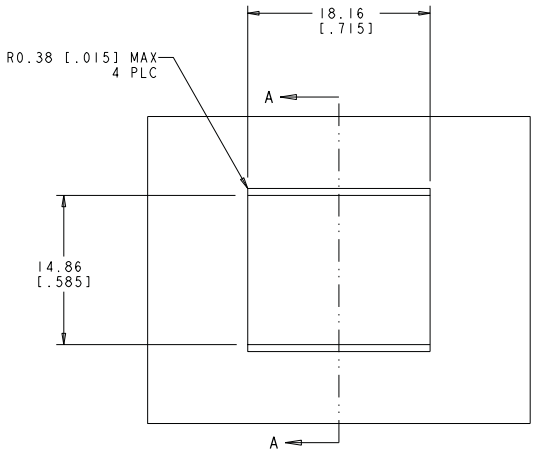

RECOMMENDED CUT OUT 3 4 5

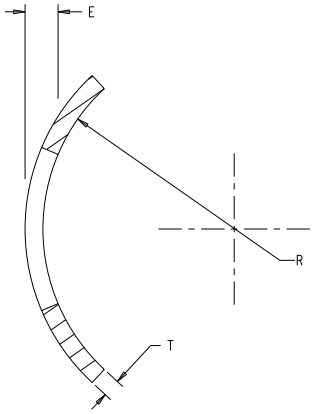

SECTION A-A

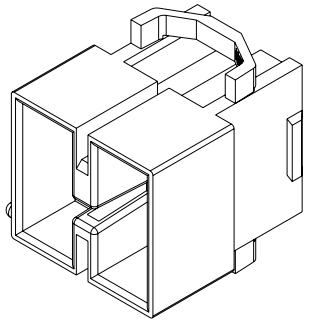

0.183 IN^3	NATURAL	NYLON, UL94-HB	I-770279-0
VOLUME	COLOR	MATERIAL	PART NUMBER

THIS DRAWING IS A CONTROLLED DOCUMENT FOR TYCO ELECTRONICS CORPORATION. IT IS SUBJECT TO CHANGE AND THE CONTROLLED CONDITION OF THIS DRAWING IS SUBJECT TO THE LATEST REVISION.

DIMENSIONS: mm[INCHES]

TOLERANCES UNLESS OTHERWISE SPECIFIED:
0 PLC ±-
1 PLC ±-
2 PLC ±0.13 [.005]
3 PLC ±-
4 PLC ±-
ANGLES ±0°30'

MATERIAL: SEE TABLE
FINISH: -

DWN: K. WHITAKER 07DEC2007
CHK: C. CASH 07DEC2007
APVD: C. CASH 07DEC2007
PRODUCT SPEC: -
APPLICATION SPEC: -
WEIGHT: -
CUSTOMER DRAWING

Tyco Electronics
Tyco Electronics
Harrisburg, PA 17105-3608

NAME: CAP, 6 CIRCUIT, COMMERCIAL MATE-N-LOK(TM)

SIZE	CAGE CODE	DRAWING NO	RESTRICTED TO
A1	00779	C-770279	-

SCALE 4:1 SHEET 1 OF 1 REV H

METRIC

AMP 4805 REV 31MAR2000

Pro/ENGINEER DRAWING