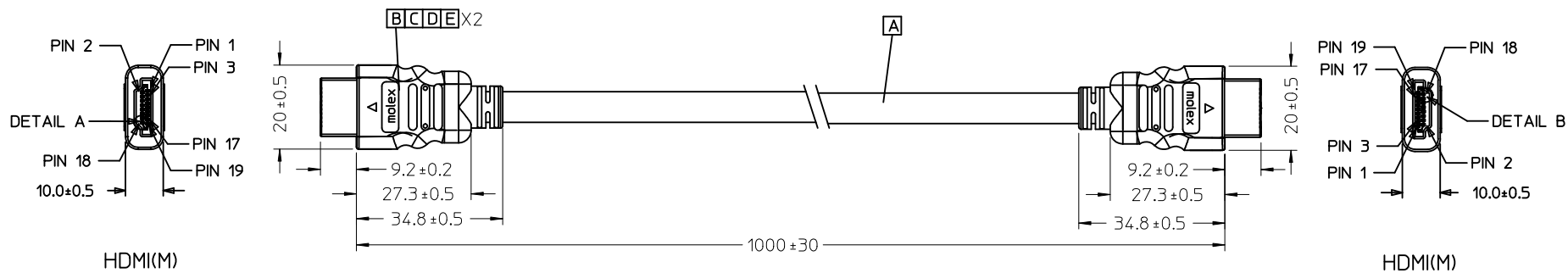
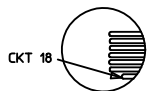


7 6 5 4 3 2 1

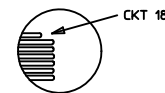


HDMI(M)

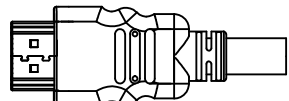
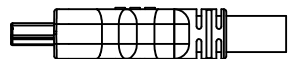
HDMI(M)



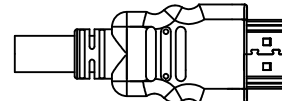
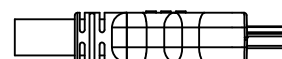
DETAIL A



DETAIL B



BACK SIDE



BACK SIDE

ENTER DESCRIPTION EC NO: DG2011-0440 DRWN:FZHANG01 CHKD:JLIU13 APPR:ZXDENG	2011/05/04 2011/05/04 2011/05/11	QUALITY SYMBOLS ▽=0 ▽=0	GENERAL TOLERANCES (UNLESS SPECIFIED)		DIMENSION STYLE MM ONLY		SCALE	DESIGN UNITS METRIC	THIRD ANGLE PROJECTION
			4 PLACES ± ---	INCH ± ---	DRAWN BY FZHANG01	DATE 2011/04/29	TITLE HDMI (M) TO HDMI (M) CABLE ASSY		
			3 PLACES ± ---	INCH ± ---	CHECKED BY JFZHENG	DATE 2011/04/29	MOLEX INCORPORATED		
			2 PLACES ± ---	INCH ± ---	APPROVED BY ZXDENG	DATE 2011/05/11	DOCUMENT NO. SD-68767-0018	SHEET NO. 1 OF 2	
1 PLACE ± ---	INCH ± ---	ANGULAR ± ---°		MATERIAL NO. 687670018		MOLEX INCORPORATED			
DRAFT WHERE APPLICABLE MUST REMAIN WITHIN DIMENSIONS			THIS DRAWING CONTAINS INFORMATION THAT IS PROPRIETARY TO MOLEX INCORPORATED AND SHOULD NOT BE USED WITHOUT WRITTEN PERMISSION						

WIRE DIAGRAM:

SHIELD	SHIELD	OVERALL SHIELD	GROUND
PIN 19	PIN 19	PINK	HOT PLUG DETECT
PIN 18	PIN 18	ORANGE	+5V POWER
PIN 17	PIN 17	YELLOW	DDC/CEC GROUND
PIN 16	PIN 16	WHITE	SDA
PIN 15	PIN 15	RED	SCL
PIN 14	PIN 14	VIOLET	RESERVED
PIN 13	PIN 13	GRAY	CEC
PIN 12	PIN 12	WHITE	TMDS CLOCK-
PIN 11	PIN 11	BRAID	TMDS CLOCK SHIELD
PIN 10	PIN 10	BLACK	TMDS CLOCK+
PIN 9	PIN 9	WHITE	TMDS DATA 0-
PIN 8	PIN 8	BRAID	TMDS DATA 0 SHIELD
PIN 7	PIN 7	BLUE	TMDS DATA 0+
PIN 6	PIN 6	WHITE	TMDS DATA 1-
PIN 5	PIN 5	BRAID	TMDS DATA 1 SHIELD
PIN 4	PIN 4	GREEN	TMDS DATA 1+
PIN 3	PIN 3	WHITE	TMDS DATA 2-
PIN 2	PIN 2	BRAID	TMDS DATA 2 SHIELD
PIN 1	PIN 1	RED	TMDS DATA 2+
HDMI	HDMI	COLOR	CABLE FUNCTION

NOTE:

- OVEMROLD SPECIFICATION:
 - HDMI INNERMOLD WITH BK PVC
 - HDMI OVERMOLD WITH PVC
 - HDMI DUST COVER WITH PE
- PRODUCT ELECTRICAL SPECIFICATION:
REFER TO HDMI SPECIFICATION FOR DETAILS.
- THIS PRODUCT MUST MEET ROHS COMPLIANCE.

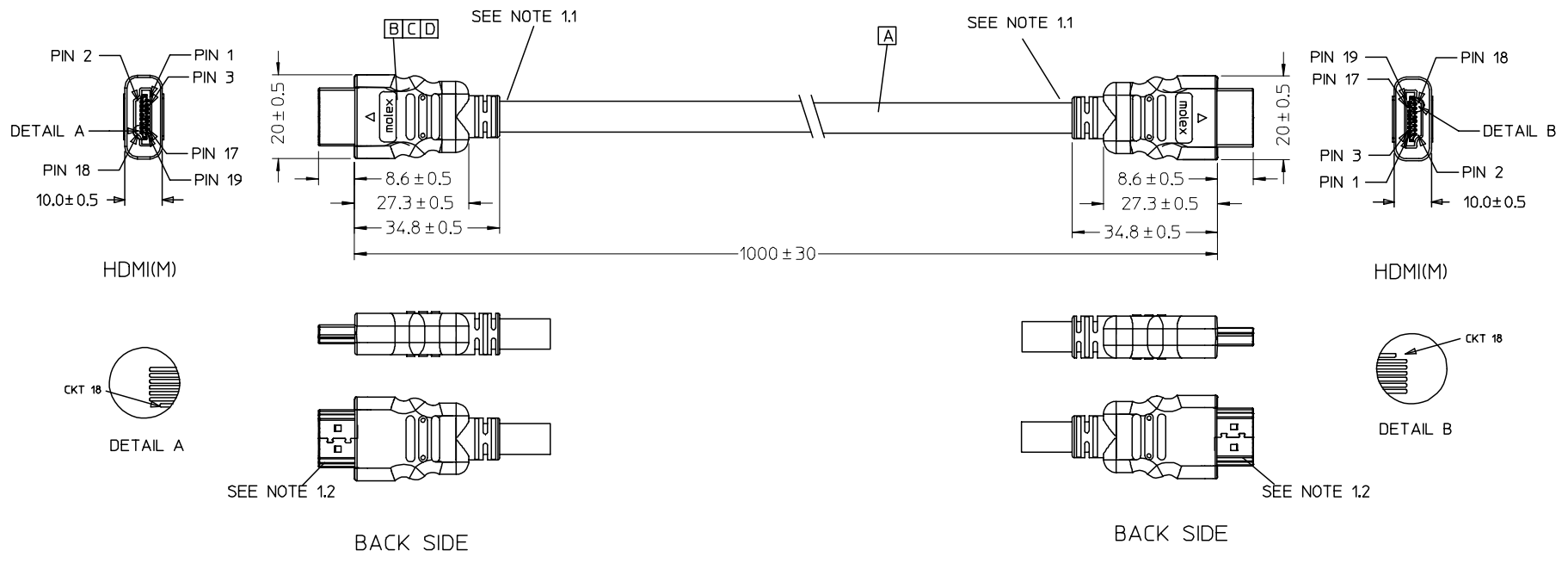
ITEM	DESCRIPTION	LENGTH	QTY.
E	PRE-CUT C.Foil 47X23mm T=25U		2
D	COPPER FOLIL		2
C	HDMI 19P MALE,30U"Au Solder Type		2
B	Metal Shell For HDMI 19P Male,Gold flash		2
A	(4P+1P)X28+5CX28,ALSH,PVC,BK,7.3,UL20276	1000 ref.	1

ENTER DESCRIPTION EC NO: DG2011-0440 DRWN:FZHANG01 CHKD:JLIU13 APPR:ZXDENG	2011/05/04 2011/05/04 2011/05/11	QUALITY SYMBOLS ▽=0 ▽=0	GENERAL TOLERANCES (UNLESS SPECIFIED)		DIMENSION STYLE MM ONLY		SCALE ----	DESIGN UNITS METRIC	THIRD ANGLE PROJECTION			
				mm	INCH	DRAWN BY FZHANG01	DATE 2011/04/29	TITLE HDMI (M) TO HDMI (M) CABLE ASSY				
			4 PLACES	± ---	± ---	CHECKED BY JFZHENG	DATE 2011/04/29					
			3 PLACES	± ---	± ---	APPROVED BY ZXDENG	DATE 2011/05/11	MOLEX INCORPORATED				
2 PLACES	± ---	± ---	ANGULAR ± ---°		MATERIAL NO. 687670018	DOCUMENT NO. SD-68767-0018	SHEET NO. 2 OF 2					
1 PLACE	± ---	± ---	DRAFT WHERE APPLICABLE MUST REMAIN WITHIN DIMENSIONS		THIS DRAWING CONTAINS INFORMATION THAT IS PROPRIETARY TO MOLEX INCORPORATED AND SHOULD NOT BE USED WITHOUT WRITTEN PERMISSION							

7 6 5 4 3 2 1

E
D
C
B
A

E
D
C
B
A



Released EC NO: DG2007-0027 DRWN: JFZHENG CHKD: JFZHENG APPR: DQ LUO	2006/09/02 2006/09/04 2006/09/04	QUALITY SYMBOLS ▽=0 ◻=0	GENERAL TOLERANCES (UNLESS SPECIFIED)		DIMENSION STYLE MM ONLY		SCALE ---	DESIGN UNITS METRIC	THIRD ANGLE PROJECTION			
						DRAWN BY JFZHENG	DATE 2006/08/26	TITLE HDMI(M) TO HDMI(M) GOLD 1M CABLE,28#AWG				
							CHECKED BY JF ZHNENG	DATE 2006/08/26	MOLEX INCORPORATED			
							APPROVED BY DQ LUO	DATE 2006/08/26	MATERIAL NO. 687670018		DOCUMENT NO. SD-68767-018	SHEET NO. 1 OF 2
							DRAFT WHERE APPLICABLE MUST REMAIN WITHIN DIMENSIONS		THIS DRAWING CONTAINS INFORMATION THAT IS PROPRIETARY TO MOLEX INCORPORATED AND SHOULD NOT BE USED WITHOUT WRITTEN PERMISSION			

6 5 4 3 2 1

WIRE DIAGRAM:

SHIELD	SHIELD	OVERALL SHIELD	GROUND
PIN 19	PIN 19	PINK	HOT PLUG DETECT
PIN 18	PIN 18	ORANGE	+5V POWER
PIN 17	PIN 17	YELLOW	DDC/CEC GROUND
PIN 16	PIN 16	WHITE	SDA
PIN 15	PIN 15	RED	SCL
PIN 14	PIN 14	VIOLET	RESERVED
PIN 13	PIN 13	GRAY	CEC
PIN 12	PIN 12	WHITE	TMDS CLOCK-
PIN 11	PIN 11	BRAID	TMDS CLOCK SHIELD
PIN 10	PIN 10	WHITE/BLACK	TMDS CLOCK+
PIN 9	PIN 9	WHITE	TMDS DATA 0-
PIN 8	PIN 8	BRAID	TMDS DATA 0 SHIELD
PIN 7	PIN 7	WHITE/BLUE	TMDS DATA 0+
PIN 6	PIN 6	WHITE	TMDS DATA 1-
PIN 5	PIN 5	BRAID	TMDS DATA 1 SHIELD
PIN 4	PIN 4	WHITE/GREEN	TMDS DATA 1+
PIN 3	PIN 3	WHITE	TMDS DATA 2-
PIN 2	PIN 2	BRAID	TMDS DATA 2 SHIELD
PIN 1	PIN 1	WHITE/RED	TMDS DATA 2+
HDMI	HDMI	COLOR	CABLE FUNCTION

NOTE:

1. OVERMOLD SPECIFICATION:
 - 1.1 HDMI INNERMOLD WITH BK PVC 887800019.
 - 1.2 HDMI OVERMOLD WITH PVC 887800150.
 - 1.3 HDMI DUST COVER WITH PE 887800008.
2. MECHANICAL SPECIFICATION:

CABLE SHOULD STAND THE PULL FORCE 89-111N FOR 30 SECONDS WITH NO VISIBLE TERMINATION DAMAGE.
3. PRODUCT ELECTRICAL SPECIFICATION:
 - 3.1 DIELECTRIC STRENGTH.
 - 3.2 INSULATION RESISTANCE.
 - 3.3 CONDUCTIVE RESISTANCE.
 - 3.4 TMDS Signals Time Domain Impedence
 - 3.5 TMDS Signals Time Domain Crosstalk:FEXT
 - 3.6 TMDS Signals Skew
 - 3.7 Attenuation

REFER TO ES-002 ELECTRICAL SPECIFICATION FOR DETAILS.
4. CABLE CONSTRUCTION:

(4P+1P+5)*28AWG;SHLD;PVC;BK;7.30MM;HDMI
5. THIS PRODUCT MUST MEET ROHS COMPLIANCE.

D	HDMI METAL PLATE 47152-6009		2
C	HDMI METAL CAN GOLD FLASH 47152-4002		2
B	HDMI HOUSING ASSY' BLACK 47152-1000		2
A	HDMI SINGLE LINK CABLE,OD=7.3MM,172000455	1000 ref.	1
ITEM	DESCRIPTION	LENGTH	QTY.

Released EC NO: DG2007-0027 DRWN: JFZHENG 2006/09/02 CHKD: JFZHENG 2006/09/04 APPR: DDLUO 2006/09/04	DESCRIPTION QUALITY SYMBOLS ▽=0 ▽=0	GENERAL TOLERANCES (UNLESS SPECIFIED)		DIMENSION STYLE		SCALE	DESIGN UNITS	THIRD ANGLE PROJECTION		
			mm	INCH	MM ONLY		---	METRIC		
		4 PLACES	±---	±---	DRAWN BY	DATE	TITLE			
		3 PLACES	±---	±---	JFZHENG	2006/08/26	HDMI(M) TO HDMI(M) GOLD 1M CABLE,28#AWG			
2 PLACES	±---	±---	CHECKED BY	DATE						
1 PLACE	±---	±---	JF ZHNENG	2006/08/26						
ANGULAR ±---°		APPROVED BY		DATE	MOLEX MOLEX INCORPORATED					
		DQ LUO		2006/08/26						
DRAFT WHERE APPLICABLE MUST REMAIN WITHIN DIMENSIONS		MATERIAL NO.		DOCUMENT NO.	SHEET NO.					
		687670018		SD-68767-018	2 OF 2					
		SIZE		THIS DRAWING CONTAINS INFORMATION THAT IS PROPRIETARY TO MOLEX INCORPORATED AND SHOULD NOT BE USED WITHOUT WRITTEN PERMISSION						
		A 4								