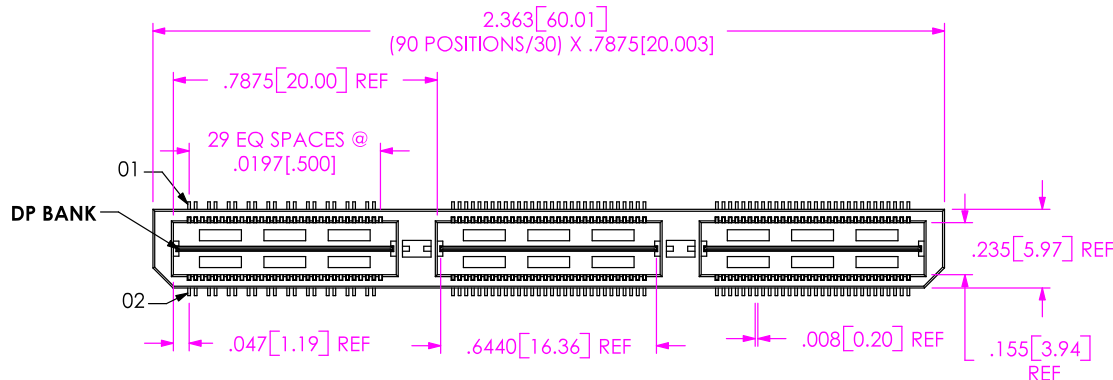
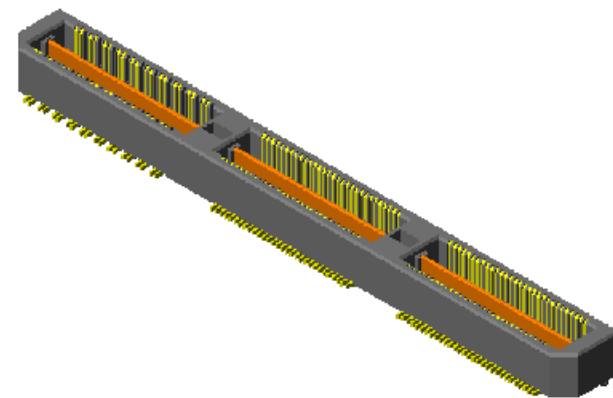


REVISION

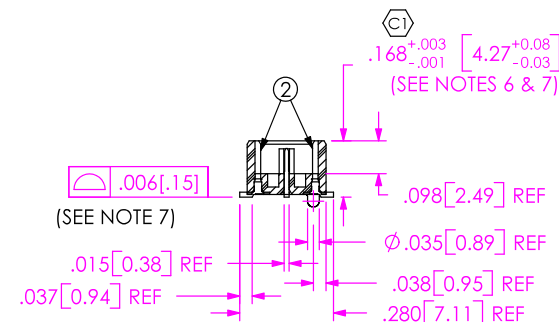
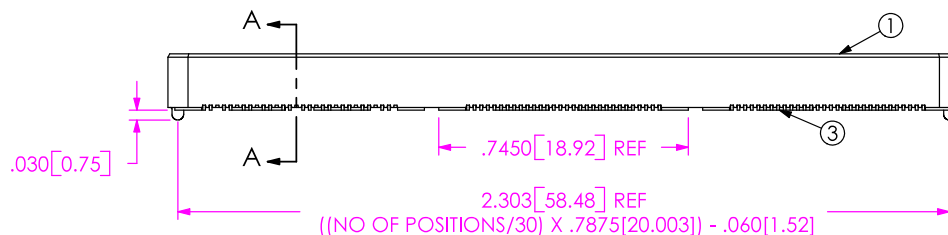
0	RC	T LOZIER
1/13/2006 ECN-55110		
ISSUE FOR REVIEW.		
A	RC	T LOZIER
3/15/2006 ECN-57210		
RELEASE FOR PRODUCTION		

NOTES:

1. BANK 1 IS DIFFERENTIAL PAIR, BANK 2 & 3 ARE SINGLE ENDED.
2. Ⓢ REPRESENTS A CRITICAL DIMENSION.
3. MINIMUM PUSHOUT FORCE: 6 OZ.
4. MINIMUM GROUND PLANE RETENTION: 1 LB.
5. PARTS TO BE MOLDED TO POSITION.
6. MAXIMUM VARIANCE OF .002[.05]. APPLIES TO SIGNAL OR GROUNDS INDEPENDENT OF THE GROUND OR SIGNAL PINS RESPECTIVELY.
7. GROUND PLANE PRESS HEIGHT MUST BE .003[.07] LESS THAN THE MAXIMUM HEIGHT OR .002[.03] GREATER THAN THE MINIMUM HEIGHT OF SIGNAL PIN.
8. PARTS TO BE PACKAGED IN TRAYS.



SEE FOOT PRINT SHEET 2



SECTION "A"- "A"

ACCEPTANCE OF DRAWING
ACCEPTED WITH DEVIATIONS LISTED

DATE: _____
 COMPANY: _____
 CUSTOMER SIGNATURE _____
 PRINTED NAME _____
 PHONE No: _____
 FAX No: _____

ITEM NO.	PART NUMBER	QUANTITY	MATERIAL
1	QTH-30-01-D-03-A	1.0000	VECTRA E130i, COLOR: BLACK
2	T-1S39-01-L	160.00	PHOS BRONZE, 510 SPRING TEMPER
3	T-1G1-01-G	3.0000	PHOS BRONZE, 510 HALF HARD TEMPER
4	TRAY-QXX-003-PR-01-APT-A	1.0000	ANTI-STATIC HIPS

UNLESS OTHERWISE SPECIFIED, DIMENSIONS ARE IN INCHES. TOLERANCES ARE:
 DECIMALS ANGLES
 .XX: ±.01[.3] 2°
 .XXX: ±.005[.13]
 .XXXX: ±.0020[.051]

PROPRIETARY NOTE

THIS DOCUMENT CONTAINS INFORMATION CONFIDENTIAL AND PROPRIETARY TO SAMTEC, INC. AND SHALL NOT BE REPRODUCED OR TRANSFERRED TO OTHER DOCUMENTS OR DISCLOSED TO OTHERS OR USED FOR ANY PURPOSE OTHER THAN THAT WHICH IT WAS OBTAINED WITHOUT THE EXPRESSED WRITTEN CONSENT OF SAMTEC, INC.

GROUND PLANE & TERMINAL PLATING:
 CONTACT AREA: .000010 GOLD OVER .000050 NICKEL
 REMAINDER: .000003 GOLD OVER .000050 NICKEL

SHEET SCALE: 1.75:1



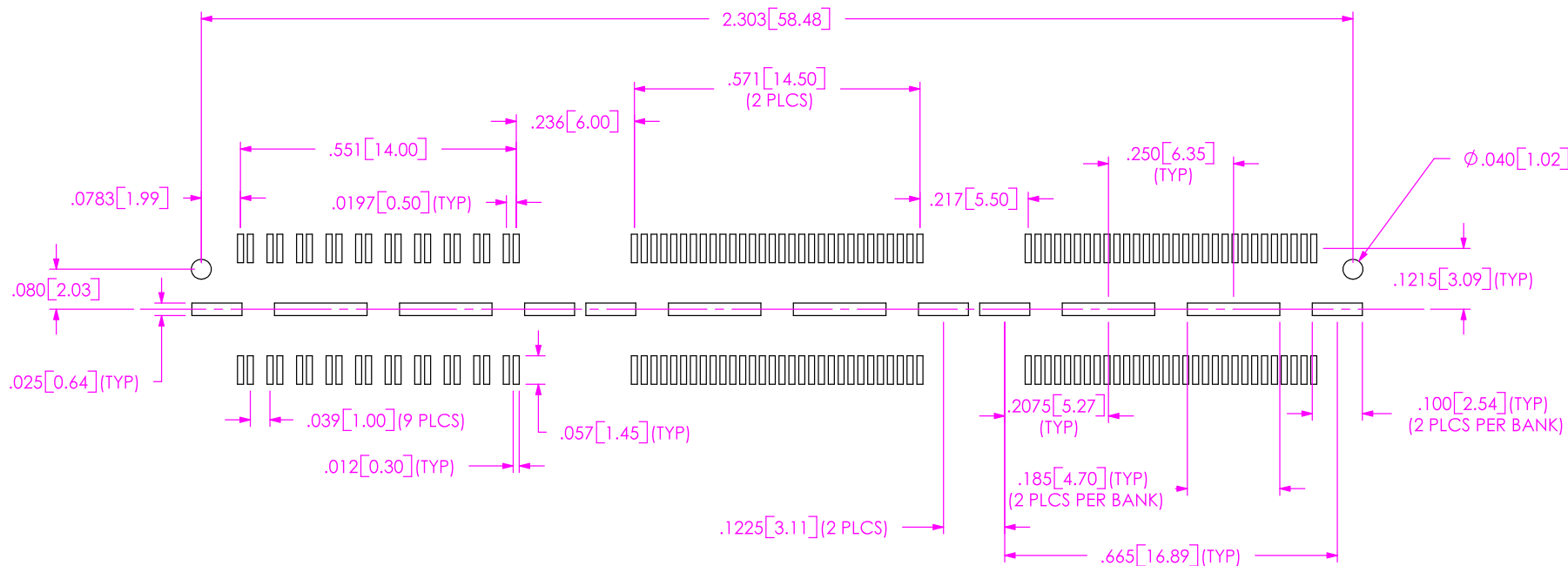
SAMTEC

520 PARK EAST BLVD, NEW ALBANY, IN 47150
 * PHONE: 812.944.6733 FAX: 812.948.5047
 e-Mail: INFO@SAMTEC.COM CODE: 55322

DESCRIPTION:
 .5MM DOUBLE ROW HS TERMINAL ASSEMBLY

DWG. NO. **ASP-122952-01**

BY: RRC 1/13/06 SHEET 1 OF 2



FOOT PRINT

PROPRIETARY NOTE

THIS DOCUMENT CONTAINS INFORMATION CONFIDENTIAL AND PROPRIETARY TO SAMTEC, INC. AND SHALL NOT BE REPRODUCED OR TRANSFERRED TO OTHER DOCUMENTS OR DISCLOSED TO OTHERS OR USED FOR ANY PURPOSE OTHER THAN THAT WHICH IT WAS OBTAINED WITHOUT THE EXPRESSED WRITTEN CONSENT OF SAMTEC, INC.

SAMTEC

520 PARK EAST BLVD, NEW ALBANY, IN 47150
 PHONE: 812.944.6733 FAX: 812.948.5047
 e-Mail: INFO@SAMTEC.COM CODE: 55322

SHEET SCALE: 1.75:1



DESCRIPTION:
 .5MM DOUBLE ROW HS TERMINAL ASSEMBLY

DWG. NO. ASP-122952-01