


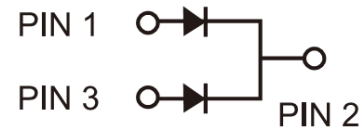
## Trench Schottky Rectifier

### FEATURES

- Patented Trench Schottky technology
- Excellent high temperature stability
- Low forward voltage
- Low power loss/ high efficiency
- High forward surge capability
- Compliant to RoHS directive 2011/65/EU and in accordance to WEEE 2002/96/EC
- Halogen-free according to IEC 61249-2-21 definition



**ITO-220AB**



### TYPICAL APPLICATIONS

Trench Schottky barrier rectifier are designed for high frequency miniature switched mode power supplies such as adapters, lighting and on-board DC/DC converters.

### MECHANICAL DATA

**Case:** ITO-220AB

Molding compound, UL flammability classification rating 94V-0

Packing code with suffix "G" means green compound (halogen-free)

**Terminal:** Matte tin plated leads, solderable per JESD22-B102

Meet JESD 201 class 2 whisker test

**Polarity:** As marked

**Mounting torque:** 0.56 Nm max.

**Weight:** 1.7g (approximately)

MAXIMUM RATINGS AND ELECTRICAL CHARACTERISTICS (T <sub>A</sub> = 25°C unless otherwise noted)							
PARAMETER			SYMBOL	TSF30U45C			UNIT
Maximum repetitive peak reverse voltage			V <sub>RRM</sub>	45			V
Maximum average forward rectified current	per device		I <sub>F(AV)</sub>	30			A
	per diode			15			
Peak forward surge current, 8.3 ms single half sine-wave superimposed on rated load per diode			I <sub>FSM</sub>	250			A
Voltage rate of change (rated VR)			dV/dt	10000			V/μs
Isolation voltage from terminal to heatsink t = 1 min			V <sub>AC</sub>	1500			V
				Min.	TYP.	MAX.	
Breakdown voltage ( I <sub>R</sub> = 1.0mA )			V <sub>BR</sub>	45	-	-	V
Instantaneous forward voltage per diode ( Note1 )	I <sub>F</sub> = 15A	T <sub>J</sub> = 25°C	V <sub>F</sub>	-	0.450	0.50	V
	I <sub>F</sub> = 15A	T <sub>J</sub> = 125°C		-	0.415	0.45	
Instantaneous reverse current per diode at rated reverse voltage	T <sub>J</sub> = 25°C		I <sub>R</sub>	-	150	500	μA
	T <sub>J</sub> = 125°C			-	50	100	mA
Typical thermal resistance per diode			R <sub>θJC</sub>	4			°C/W
Operating junction temperature range			T <sub>J</sub>	- 55 to +150			°C
Storage temperature range			T <sub>STG</sub>	- 55 to +150			°C

Note 1: Pulse test with pulse width = 300μs, 1% duty cycle

**ORDERING INFORMATION**

PART NO.	PACKING CODE	PACKING CODE SUFFIX	PACKAGE	PACKING
TSF30U45C	C0	G	ITO-220AB	50 / Tube

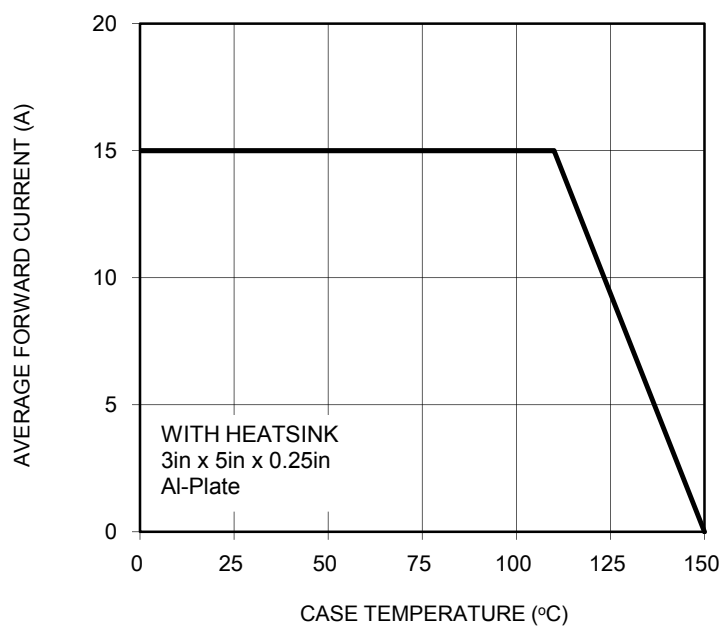
**EXAMPLE**

PREFERRED PART NO.	PART NO.	PACKING CODE	PACKING CODE SUFFIX	DESCRIPTION
TSF30U45C C0G	TSF30U45C	C0	G	Green compound

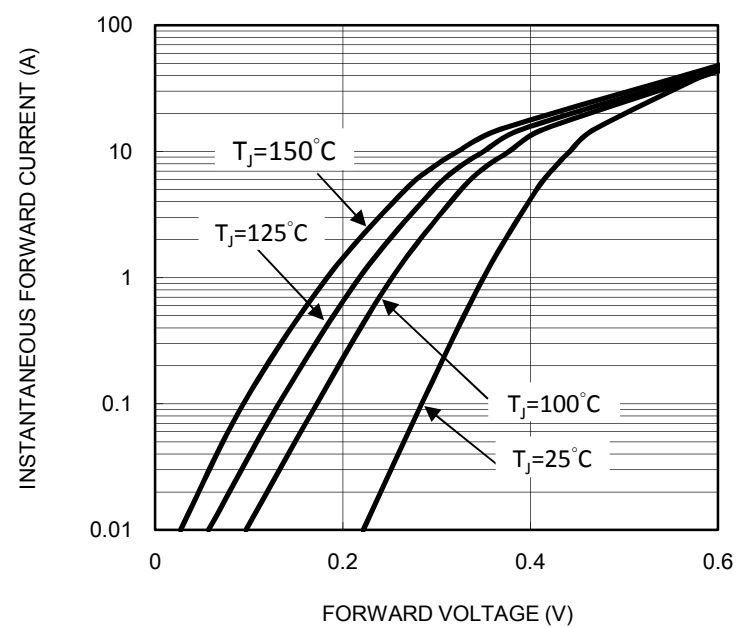
**RATINGS AND CHARACTERISTICS CURVES**

( $T_A = 25^\circ\text{C}$  unless otherwise noted)

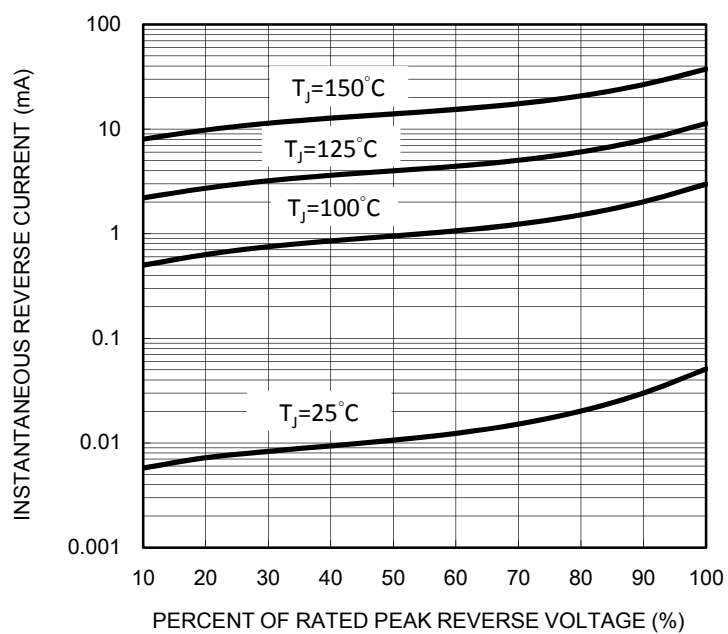
**FIG.1 FORWARD CURRENT DERATING CURVE**



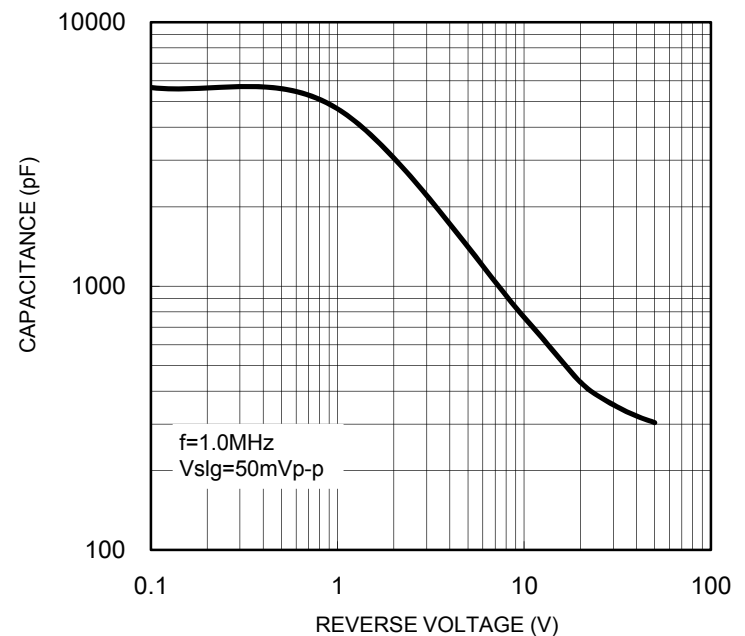
**FIG. 2 TYPICAL FORWARD CHARACTERISTICS**



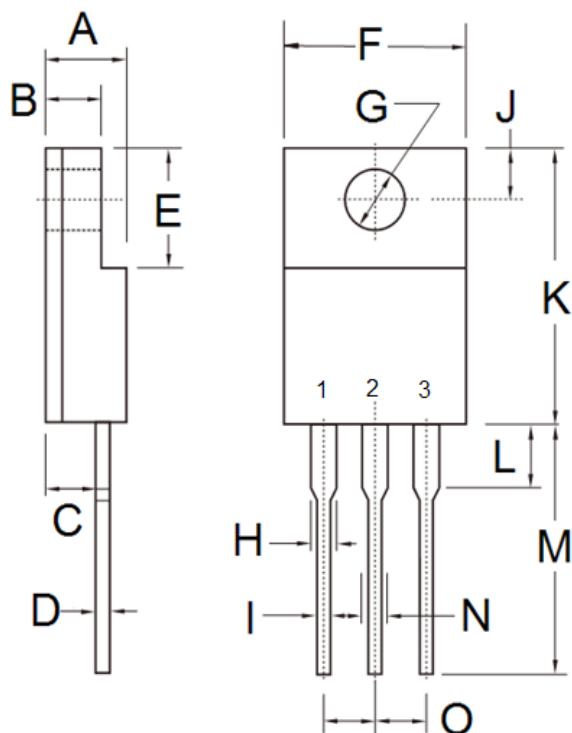
**FIG. 3 TYPICAL REVERSE CHARACTERISTICS**



**FIG. 4 TYPICAL JUNCTION CAPACITANCE**

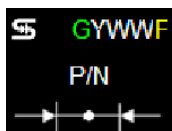


PACKAGE OUTLINE DIMENSIONS  
**ITO-220AB**



DIM.	Unit (mm)		Unit (inch)	
	Min	Max	Min	Max
A	4.30	4.70	0.169	0.185
B	2.50	3.16	0.098	0.124
C	2.30	2.96	0.091	0.117
D	0.46	0.76	0.018	0.030
E	6.30	6.90	0.248	0.272
F	9.60	10.30	0.378	0.406
G	3.00	3.40	0.118	0.134
H	0.95	1.45	0.037	0.057
I	0.50	0.90	0.020	0.035
J	2.40	3.20	0.094	0.126
K	14.80	15.50	0.583	0.610
L	-	4.10	-	0.161
M	12.60	13.80	0.496	0.543
N	-	1.45	-	0.057
O	2.41	2.67	0.095	0.105

MARKING DIAGRAM



- P/N = Specific Device Code
- G = Green Compound
- YWW = Date Code
- F = Factory Code

## Notice

Specifications of the products displayed herein are subject to change without notice. TSC or anyone on its behalf, assumes no responsibility or liability for any errors or inaccuracies.

Information contained herein is intended to provide a product description only. No license, express or implied, to any intellectual property rights is granted by this document. Except as provided in TSC's terms and conditions of sale for such products, TSC assumes no liability whatsoever, and disclaims any express or implied warranty, relating to sale and/or use of TSC products including liability or warranties relating to fitness for a particular purpose, merchantability, or infringement of any patent, copyright, or other intellectual property right.

The products shown herein are not designed for use in medical, life-saving, or life-sustaining applications. Customers using or selling these products for use in such applications do so at their own risk and agree to fully indemnify TSC for any damages resulting from such improper use or sale.