DRAWING MADE IN THIRD ANGLE PROJECTION

680110 ⇨ 680110

<UT161B>DEPT2230>AMP07567>EDMMOD

PART NUMBER	REV	FIRST USED
680110-1	C	854400-1
680110-2	C	565435-5
680110-3	C	354500-1

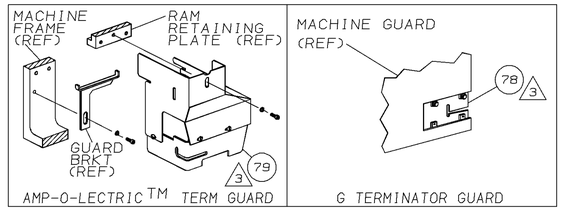

TERMINAL NAME: .375 SERIES FASTIN-FASTON RECPT		
		345153
TERM APPL SPEC		114-3127

CRIMPING DATA			
PAD LTR	CRIMP HEIGHT	WIRE SIZE	
A	.104 ±.002	5 mm²	
B	.099 ±.002	4.5mm²	
C	.095 ±.002	4 mm²	
D	.086 ±.002	3 mm²	
CRIMP	SIZE	TYPE	RANGE
WIRE	.140	F	3 - 5 mm²
INSUL	.210	F	2.8-5.3 MM
FEED	APPL INST	SET UP GAGE	LAYOUT
1.110	408-8039	458638-1	L1588
WIRE STRIP LENGTH		-	

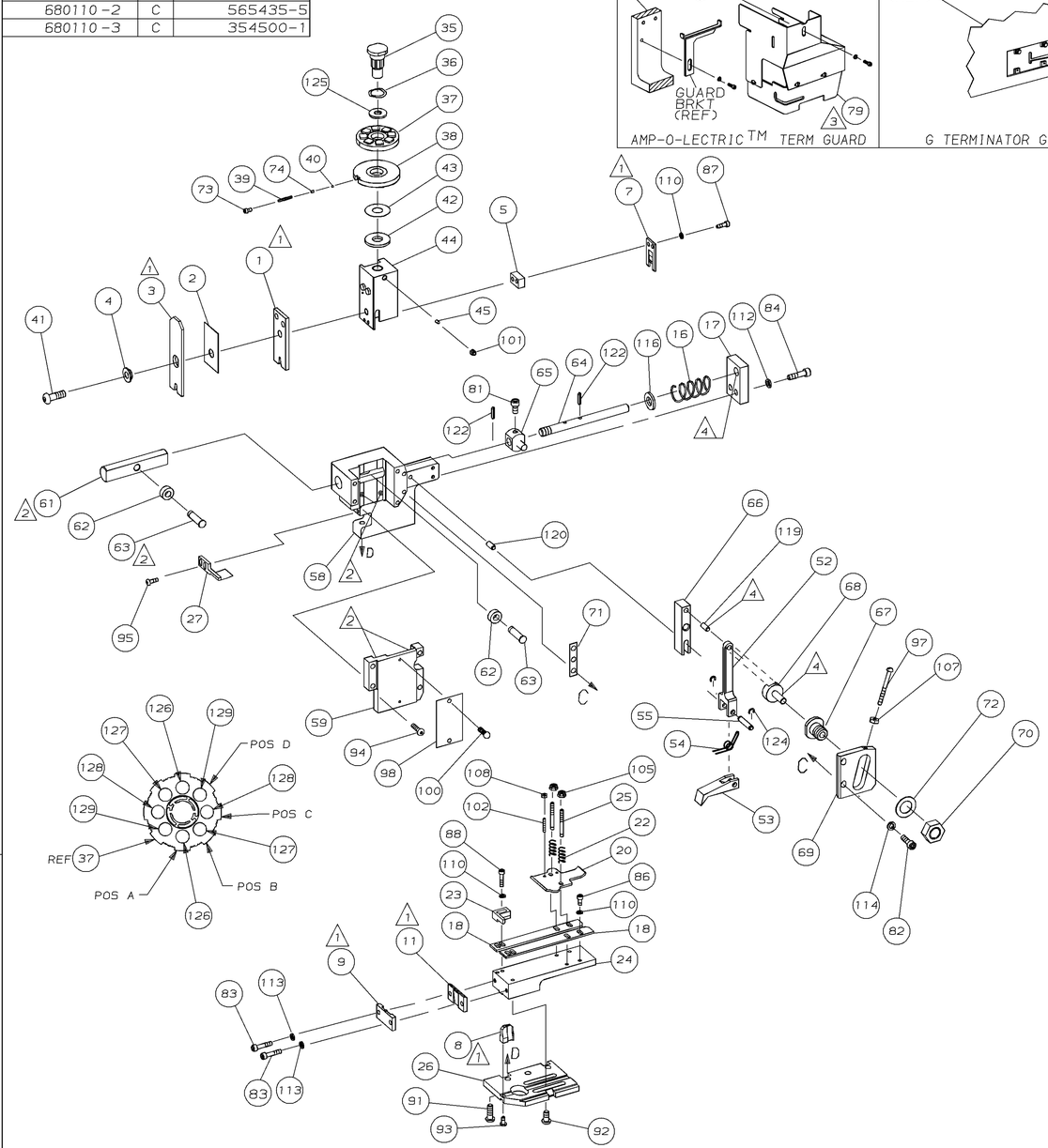

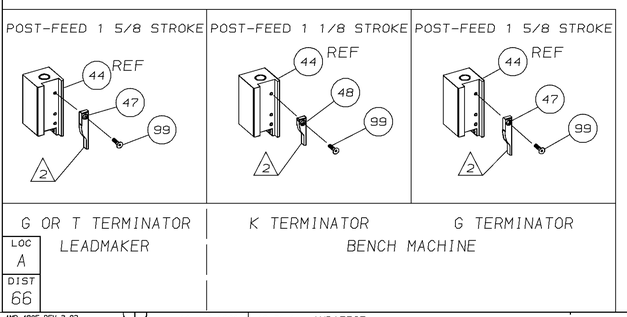

LOC	DIST
A	66

1. RECOMMENDED SPARE PARTS.
2. GREASE LIGHTLY.
3. GUARD MUST BE IN PLACE WHEN OPERATING APPLICATOR IN A BENCH MACHINE.
4. LUBRICATE DAILY USING NO. 20 MACHINE OIL.
5. ITEMS WITH QTY OF REF SPECIFIED (EXCEPT ITEMS 78 AND 79) ARE USED ON ITEM 32.

-3	-2	-1	U/M	DWG SIZE	PART NO	DESCRIPTION	ITEM NO
2	2	2	-	C	5-354778-9	PIN, WIRE DISC (.2790)D	129
2	2	2	-	C	4-354778-1	PIN, WIRE DISC (.2700)C	128
2	2	2	-	C	3-354778-3	PIN, WIRE DISC (.2660)B	127
2	2	2	-	C	2-354778-3	PIN, WIRE DISC (.2610)A	126
1	1	1	-	A	986950-1	WASHER, FLAT PRECISION	125
REF	REF	REF	-	A	21045-3	RING,RET"C"(ø.187)FD PIN	124
							123
REF	REF	REF	-	A	5-21028-1	PIN,STD SPRING(ø.12)FD ADJ ROD	122
							121
REF	REF	REF	-	A	1-21030-7	PIN,DOWEL(ø.187x1.50)HSG	120
REF	REF	REF	-	A	1-21030-1	PIN,DOWEL(ø.187x.50)LEVER	119
							118
							117
REF	REF	REF	-	A	21899-4	WASHER,FLAT(ø5/16)SCR ADJ	116
							115
REF	REF	REF	-	A	21024-5	WASHER,LOCK(NO.10)FD ADJ PL	114
2	2	2	-	A	21024-5	WASHER,LOCK(NO.10)SHEAR PL	113
REF	REF	REF	-	A	21024-5	WASHER,LOCK(NO.10)FD ROD GDE	112
							111
7	7	7	-	A	21024-4	WASHER,LOCK(NO.8)SHEAR BL	110
							109
2	2	2	-	A	21018-4	NUT,HEX(4-40)DRAG	108
REF	REF	REF	-	A	21018-5	NUT,HEX(6-32)FD ADJ PL	107
							106
2	2	2	-	A	21022-2	NUT,HEX SL(8-32)DRAG STUD	105
							104
							103
2	2	2	-	A	4-21078-8	SKT SKT SET (4-40x.75)DRAG	102
1	1	1	-	A	21009-2	SCR,SKT SET(1/4-20x.25)RAM	101
2	2	2	-	A	21017-2	SCR,DRIVE(#2x.19)ID PLATE	100
1	1	1	-	A	1-21002-7	SCR,BHC(6-32x.38)CAM	99
1	1	1	-	B	461264-1	PLATE, IDENTIFICATION	98
REF	REF	REF	-	A	6-23715-5	SCR,PAN HD(6-32x1.50)FEED ADJ	97
							96
2	2	2	-	A	2-21002-2	SCR,BHC(8-32x.50)STRIPPER	95
REF	REF	REF	-	A	2-21002-9	SCR,BHC(10-32x.75)HSG CAP	94
1	1	1	-	A	22733-8	SCR,BHC(8-32x.38 LW)ANVIL	93
4	4	4	-	A	3-21002-3	SCR,BHC(1/4-20x.50)ST GD PL	92
REF	REF	REF	-	A	2-22733-8	SCR,BHC(1/4-20x.62)BASE PL	91
							90
							89
2	2	2	-	A	2-21000-9	SCR,SHC(8-32x.75)HOLD DOWN	88
2	2	2	-	A	2-21000-8	SCR,SHC(8-32x.62)SLUG BLADE	87
3	3	3	-	A	2-21000-6	SCR,SHC(8-32x.25)STRIP GUIDE	86
							85
REF	REF	REF	-	A	3-21000-7	SCR, SKT CAP(10-32x.75)FD GDE	84
2	2	2	-	A	3-21002-1	SCR,BHC CAP(10-32x1.00)SH PL	83
REF	REF	REF	-	A	3-21000-6	SCR,SKT CAP(10-32x.62)FD ADJ P	82
REF	REF	REF	-	A	3-21000-4	SCR,SKT CAP(10-32x.38)PIVOT BL	81
							80
3 △ -	REF	-	-	A	455745-1	GUARD, WINDOW	79
3 △ REF	-	-	-	A	679532-1	INSERT, GUARD	78
							77
							76
							75
1	1	1	-	A	690603-1	SPRING, ASSIST	74
1	1	1	-	A	23030-1	SCR,SKT CAP(6-32x.25)CP DSC	73
REF	REF	REF	-	A	458109-1	WASHER, FLAT (SPECIAL)	72
REF	REF	REF	-	A	690517-1	SPACER	71

REVISION OF EACH ASSY NO (WHEN BLANK, USE DWG REVISION)

QTY REQD PER ASSY — PARTS LIST

-1	-2	-3	U/M	DWG SIZE	PART NO	DESCRIPTION	ITEM NO
LEADMAKER	BENCH MODEL K	BENCH MODEL G				MECH POST FEED / MECH-POST FEED / MECH-POST FEED	
REF	REF	REF	-	A	22594-8	NUT, HEX	70
REF	REF	REF	-	B	240628-1	PLATE, ADJ	69
REF	REF	REF	-	B	240626-1	SHAFT, PIVOT	68
REF	REF	REF	-	B	240633-1	BUSHING	67
REF	REF	REF	-	A	455680-1	LEVER, INTERMEDIATE	66
REF	REF	REF	-	B	240629-1	BLOCK, PIVOT	65
REF	REF	REF	-	A	240632-2	SCR, ADJ	64
REF	REF	REF	-	B	240659-3	PIN, CAM ROLLER	63
REF	REF	REF	-	B	240658-1	CAM, ROLLER	62
REF	REF	REF	-	B	454398-1	ROD, FEED	61
							60
REF	REF	REF	-	C	454220-1	CAP, RAM	59
REF	REF	REF	-	D	453736-1	HOUSING	58
							57
							56
REF	REF	REF	-	B	240624-1	PIN, FEED FINGER	55
REF	REF	REF	-	B	691499-1	SPRING, FEED FINGER	54
REF	REF	REF	-	B	240635-1	FINGER, FEED	53
REF	REF	REF	-	B	240634-3	LEVER, TERMINAL	52
							51
							50
							49
-	1	-	-	B	690501-3	CAM, POST FEED 1 1/8 ST	48
1	-	1	-	B	690501-4	CAM, POST-FEED 1 5/8 ST	47
							46
1	1	1	-	A	690191-1	PLUG, NYLON	45
1	1	1	-	C	455674-1	RAM	44
1	1	1	-	A	690125-1	WASHER, LAMINATED	43
1	1	1	-	A	690124-1	WASHER, RAM	42
1	1	1	-	A	7-21002-9	BOLT, CRIMPER(5/16-24x1.00)	41
1	1	1	-	A	23241-6	BALL, STEEL	40
1	1	1	-	A	690170-1	SPRING, COMPRESSION	39
1	1	1	-	C	690142-1	DISC, INSULATION	38
1	1	1	-	D	354777-1	WIRE DISC, PLASTIC	37
1	1	1	-	A	22480-5	WASHER, SPRING	36
1	1	1	-	B	690212-1	POST, RAM	35
							34
							33
1	1	1	-	D	458980-2	APPLICATOR, BASIC (SUB ASSY)	32
							31
							30
							29
							28
1	1	1	-	A	217895-1	STRIPPER	27
REF	REF	REF	-	C	455676-1	PLATE, BASE	26
2	2	2	-	A	22354-8	DRAG, STUD	25
1	1	1	-	B	1-458803-7	PLATE, STRIP GUIDE	24
1	1	1	-	C	240825-5	PLATE, STRIP HOLD DOWN	23
2	2	2	-	A	4-22281-1	SPRING, DRAG	22
							21
1	1	1	-	A	454177-1	DRAG, STOCK	20
							19
2	2	2	-	C	454204-4	GUIDE, STRIP (FRONT)	18
REF	REF	REF	-	A	454178-1	GUIDE, FEED ROD	17
REF	REF	REF	-	A	4-22284-9	SPRING, FEED RETURN	16
							15
							14
							13
							12
△1 1	1	1	-	B	240833-3	PLATE, REAR SHEAR	11
							10
△1 1	1	1	-	B	1-690496-1	PLATE, FRONT SHEAR	9
△1 1	1	1	-	D	8-683452-2	ANVIL	8
△1 1	1	1	-	B	690474-5	BLADE, SLUG	7
							6
1	1	1	-	C	5-240641-6	SPACER, SLUG BLADE	5
1	1	1	-	B	238009-1	SPACER, BLOCK CRIMPER	4
△1 1	1	1	-	C	1-456134-1	CRIMPER, INSULATION	3
1	1	1	-	B	2-455888-1	SPACER, CRIMPER	2
△1 1	1	1	-	C	1-456425-3	CRIMPER, WIRE	1

REVISION OF EACH ASSY NO (WHEN BLANK, USE DWG REVISION)

QTY REQD PER ASSY — PARTS LIST

P	F	LTR	REVISION RECORD	APP	DATE
		C	0150-8304-98	TB	2-98
		B	ECN 0150-5713-94	CE	10-94
		A	REVISED	CE	9-94

DIMENSIONS IN INCHES. DO NOT SCALE PRINT. TOLERANCES UNLESS OTHERWISE SPECIFIED: 2 PLC DEC ±- 3 PLC DEC ±- 4 PLC DEC ±- ANGLES ±- SURF TEXTURE, √ REMOVE BURRS, BREAK SHARP EDGES R.015 MAX

MATL	HT TR	FIN
-	-	-
-	-	-

DR P.MATHIAS 6/28/94 — APP T.ELBIN 6-30-94 — CHK C.ERISMAN 6-30-94 — REL B. MORGAN 9/12/94

AMP Incorporated Harrisburg, PA 17105-3608

NAME END FEED HDM APPLICATOR — MACHINE REF MINI APPL

SCALE - — D — DWG NO 680110 — SHEET 1 OF 1 — REV C

CAGE CODE 00779 — CUSTOMER AND ASSEMBLY DRAWING — RESTRICTED TO -

THIS DRAWING IS A CONTROLLED DOCUMENT
THIS DRAWING IS UNPUBLISHED. © COPYRIGHT 1998 BY AMP INCORPORATED. ALL INTERNATIONAL RIGHTS RESERVED.
RELEASED FOR PUBLICATION FEB20,1998