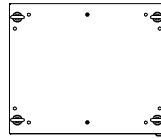



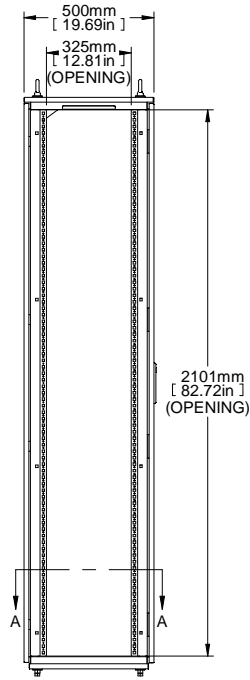
SECTION A-A



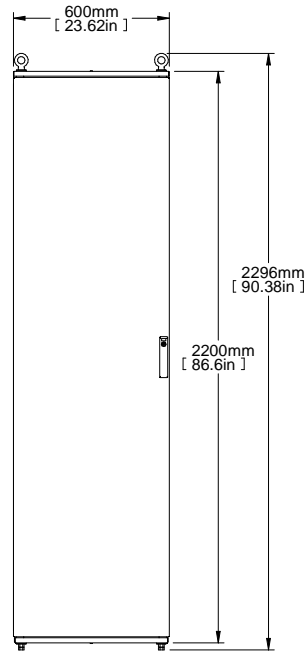
TOP VIEW



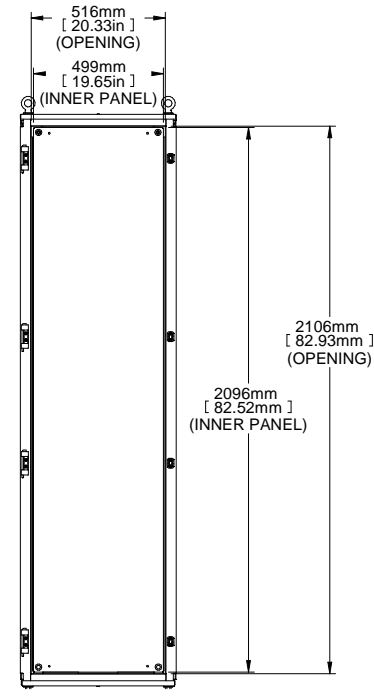
REAR VIEW



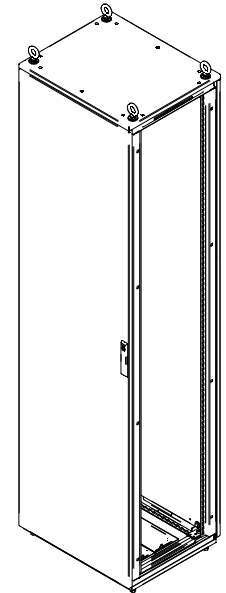
L.S. VIEW



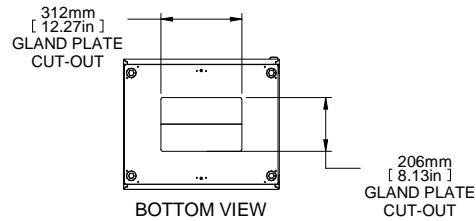
FRONT VIEW



FRONT VIEW
DOOR REMOVED



ISOMETRIC



BOTTOM VIEW

206mm
[8.13in]
GLAND PLATE
CUT-OUT

PART NUMBERS	
HME2265	PAINTED TEXTURED GRAY RAL7035
NOTES	
Welded Assembly.	
See Hammond Website for Additional Accessories.	
Français	
Pour tous les détails sur nos produits, svp veuillez consulter notre site www.hammondmfg.com	
Data subject to change without notice. Isometric drawing not to scale. Les données sont sujettes à changement sans préavis.	
	HAMMOND MANUFACTURING® www.hammondmfg.com
PART NO.	HME2265