


Hi-Flex Shielded Signal Cable

NEED CUSTOMS?
See Page 25

- Ideal for High Performance Data Transmission Applications
- Ultra Flexible for Confined Area and Continuous Motion
- Twisted Shielded Signal Pairs for Excellent EMI/RFI Protection

Cicoil's Hi-Flex Shielded Signal cables are ideal for the most demanding data transmission applications. Cicoil's patented extrusion process allows individually shielded pairs to be placed in a highly flexible flat profile, while exceeding electrical and signal requirements. These flat cable designs are an excellent alternative to bulky round and stiffer PVC or Teflon flat cable designs.



UL MEETS 94V-0 CE RoHS COMPLIANT REACH COMPLIANT FAA FLAME TESTED

Applications
Sensors, Encoders, Actuators, Resolvers

Cable

Conductor Gauge	Amp Rating ¹	No. of Pairs	Dimensions [inches]		Part Number
			Width	Height	
28 AWG	5	1	0.12	0.12	969M101-28-1TPS
		2	0.21	0.12	969M101-28-2TPS
		3	0.31	0.12	969M101-28-3TPS
		5	Ø0.21	Ø0.21	969M101-28-5TPS
26 AWG	6	1	0.13	0.13	969M101-26-1TPS
		2	0.23	0.13	969M101-26-2TPS
		3	0.32	0.13	969M101-26-3TPS
24 AWG	7	1	0.14	0.14	969M101-24-1TPS
		2	0.25	0.14	969M101-24-2TPS
		3	0.36	0.14	969M101-24-3TPS
22 AWG	8	1	0.15	0.15	969M101-22-1TPS
		2	0.27	0.15	969M101-22-2TPS
		3	0.40	0.15	969M101-22-3TPS
18 AWG	15	1	0.21	0.21	969M101-18-1TPS
		2	0.38	0.21	969M101-18-2TPS
		3	0.56	0.21	969M101-18-3TPS

Notes

1. Amp rating is the maximum value for each conductor at room temperature of 70°F (21°C). Amp rating decreases as temperature increases.

Cable Assemblies



Please contact Cicoil for other connectors and length options.

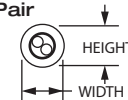
Cable Length (feet)	Part Number Addition
3	-CA003
6	-CA006
12	-CA012

Notes

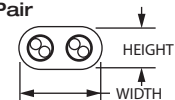
1. Append onto base cable Part Number for complete assembly. Example: 969M101-28-1TPS-CA003
2. Connector ratings may differ from cable ratings; refer to manufacturer specifications.

Dimensions

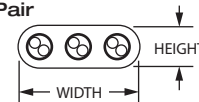
1 Discreet Twisted Pair



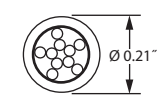
2 Discreet Twisted Pair



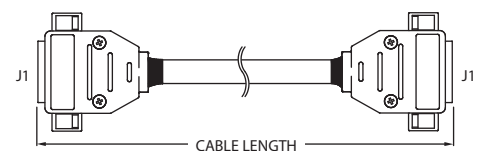
3 Discreet Twisted Pair



5X TWISTED PAIR



Assembly Dimensions



Connectors

Wire Gauge	Signal (J1)
28	25-Pin - Amphenol, P/N L717-DB25P Metallized Shell - TE, P/N 5748677-3
22-26	Gold Contacts - TE, P/N 745254-2 25-Pos D-SUB Housing - TE, P/N 5205208-1
18	Gold Contacts - MOLEX, P/N 02-09-6110 9-Pos Housing - MOLEX, P/N 3092092

Cable Specifications

All engineering values are nominal and subject to change.

Mechanical

Conductors: Ultra flexible, finely stranded, tinned copper
Shielding: Ultra flexible, braided shields, with 90% nominal coverage
Minimum Bend Radius:
 - 6x cable height for intermediate flex
 - 10x cable height for continuous flex
Flex Life: 10,000,000 cycles nominal
Outer Jacket Durometer Rating: 65 (Shore A)

Environmental

Temperature Rating: -65°C to +165°C
Moisture Rating: Submersible, Salt Water Resistant
Clean Room Rating: Class 1, Zero Particulates
Extreme Environments: Sunlight, UV Light, Alcohol, Chemical and Oil Resistant

Electrical

Outer Jacket Dielectric Strength: 450 volts/mil (17.7 kv/mm)

See Electrical Rating Chart on Page 47

Options

Page

Additional Conductors	26
Low Friction Options	28
StripMount™ Integrated Mounting Strip	28
Integrated Tubing	29
SuperTuff™ Jacket	29
Colored Jacketing	29
Strip and Tin Cable Ends	29
FlexRail™ Self-Supporting Cable	30
Complete Assembly	31