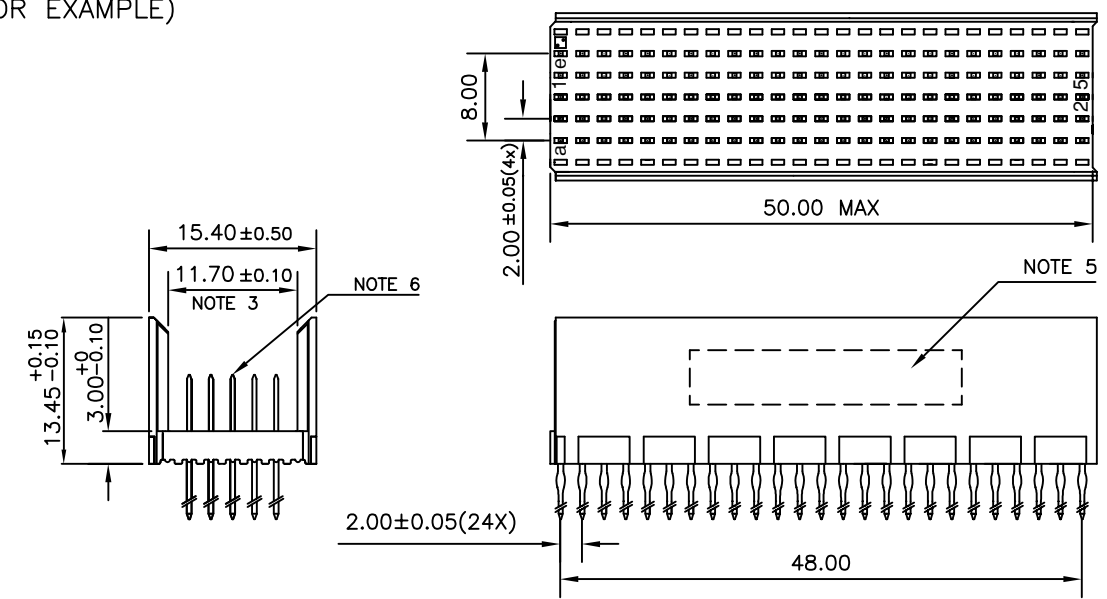


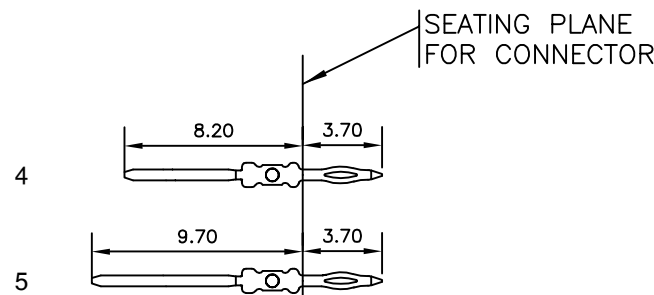
LOADING PATTERN MATING SIDE

f	0	0	0	0	0	0	0	0	0	0	0	0	0	0	0	0	0	0	0	0	0
e	5	5	5	5	5	5	5	5	5	5	4	4	5	5	5	5	5	5	5	5	5
d	5	5	5	5	5	5	5	5	5	5	4	4	5	5	5	5	5	5	5	5	5
c	5	5	5	5	5	5	5	5	5	5	5	5	5	5	5	5	5	5	5	5	5
b	5	5	5	5	5	5	5	5	5	5	5	5	5	5	5	5	5	5	5	5	5
a	5	5	5	5	5	5	5	5	5	5	5	5	5	5	5	5	5	5	5	5	5
z	0	0	0	0	0	0	0	0	0	0	0	0	0	0	0	0	0	0	0	0	0
POS	0	1	5	1	0	5	2	0	5												

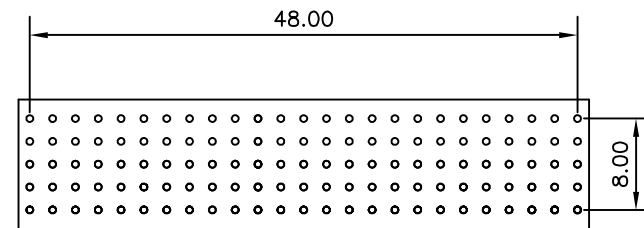
LOADED CONNECTOR ASSEMBLY (FOR EXAMPLE)



CONTACT OVERVIEW



LAY-OUT P.C.B.-HOLE



LEAD FREE INDICATOR : LF = LEAD FREE (DIGIT 15 & 16)

HM2P08PDE380

PLATING CODE (DIGIT 13 AND 14) (REF DRW NO. BS,C , 201844 , 003)

NOTES

- THIS PRODUCT IS CSA APPROVED.
- THIS PRODUCT IS UL RECOGNIZED.
- MEASURED AT THE BOTTOM.
- MATERIAL CONTACT: PHOSPHORBRONZE
HOUSING: CREAM WHITE GLASS FILLED POLYESTER UL-94V0
- CONNECTOR PRINTED WITH P/N AND DATE CODE.
- FOR ACTUAL CONTACT LOADINGS, SEE LOADING PATTERN MATING SIDE.
- SHAPE OF CONNECTOR HOUSING CAN ALTER DEPENDING ON PRODUCTION LOCATION
- THE PRODUCT (LF) MEETS EUROPEAN UNION DIRECTIVES AND OTHER COUNTRY REGULATIONS AS DESCRIBED IN GS-22-008
- FOR RECOMMENDED PTH DIMENSIONS REFER DRAWING : BS, A , 201572 , 001

CATALOG NO: HM2P08PDE380----

mat'l. code	SEE NOTE 4	surface	ISO 1302	tolerance	ISO 406 ISO 1101	projection	product family	MILLIPACS
ltr	ecn no	dr	date	tolerances unless otherwise specified			title	MPACS 5+2R STR HDR PF CONN TYPE B
A	104-0087	MINI	2004/09/25	angles	linear	MM	dwg no	sheet 1 of 1
B	105-0189	MINI	2005/10/15	0°±1°			BS, C , 203028,159	size A3
C	106-0090	MINI	2006/06/28	dr	MINI K VANDANATH	2004/09/25	type	Product Customer Drawing
				enr	BIJU K PAUL	2004/09/25		
				chr	BIJU K PAUL	2006/06/28		
				appd	BIJU K PAUL	2006/06/28		
sheet index	revision sheet	C	1					